RIVANNA

SOLID WASTE AUTHORITY

Board of Directors Meeting

July 22, 2025

2:00pm

RIVANNA SOLID WASTE AUTHORITY
695 Moores Creek Lane | Charlottesville, Virginia 22902-9016
434.977.2970
434.293.8858
www.rivanna.org

BOARD OF DIRECTORS

Regular Meeting of the Board of Directors of the Rivanna Solid Waste Authority

DATE: **July 22, 2025**

LOCATION: **Rivanna Administration Building (2nd Floor Conference Room), 695 Moores Creek Lane, Charlottesville, VA 22902**

TIME: **2:00 p.m.**

AGENDA

1. ***CALL TO ORDER***

2. ***AGENDA APPROVAL***

3. ***MINUTES OF PREVIOUS BOARD MEETING ON MAY 27, 2025***

4. ***RECOGNITION***

5. ***EXECUTIVE DIRECTOR'S REPORT***

6. ***ITEMS FROM THE PUBLIC***
   Matters Not Listed for Public Hearing on the Agenda

7. ***RESPONSES TO PUBLIC COMMENTS***

8. ***CONSENT AGENDA***
   a. *Staff Report on Finance*

   b. *Staff Report on Ivy Solid Waste and Recycling Center*

   c. *Staff Report on Administration and Communications*

   d. *Approval of Contract for Professional Engineering Services – SCS Engineers*

9. ***OTHER BUSINESS***

   a. *Presentation and Consider Vote to Approve; Lithium Battery Collection Program*
   Phil McKalips, Director of Solid Waste

b. *Presentation and Consider Vote to Approve; Credit, Debit and Check Payment Program at the Ivy SWRC*
Stephanie Deal, Finance Manager

(Combined Session with the RWSA)

c. *Presentation: Succession Management and Strategic Plan Update*
Betsy Nemeth, Director of Administration and Communications

10. OTHER ITEMS FROM BOARD/STAFF NOT ON THE AGENDA

11. CLOSED MEETING - SECURITY UPDATE and PERSONNEL REVIEW

(Motion, second and roll call vote to enter into a joint closed session to discuss confidential information related to cybersecurity and the security of the authorities' physical premises as permitted by the public safety exemptions at Section 2.2-3711-A(19) of the Code of Virginia and confidential performance evaluations, goals and objectives of specific personnel as permitted by the personnel exemption at Section 2.2-3711-A(1) of the Code of Virginia).

*Motion *:*

I move that the Rivanna Solid Waste Authority enter into a joint closed session with the Rivanna Water & Sewer Authority to discuss confidential information related to cybersecurity and the security of the authorities' physical premises as permitted by the public safety exemptions at Section 2.2-3711-A(19) of the Code of Virginia and confidential performance evaluations, goals and objectives of specific personnel as permitted by the personnel exemption at Section 2.2-3711-A(1) of the Code of Virginia.

(Motion, second and roll call vote to certify the closed session)

*Motion *:*

The Rivanna Solid Waste Authority hereby certifies by recorded vote that, to the best of each member's knowledge, only public business matters lawfully exempted from the open meeting requirements of the Virginia Freedom of Information Act and identified in the motion authorizing the closed meeting were heard, discussed or considered in the closed meeting to which this certification resolution applies.

** Closed meeting motion subject to change**

(Complete and close the RWSA meeting, then complete and close the RSWA meeting

12. ADJOURNMENT

GUIDELINES FOR PUBLIC COMMENT AT RIVANNA BOARD OF DIRECTORS MEETINGS

If you wish to address the Rivanna Board of Directors during the time allocated for public comment, please raise your hand or stand when the Chairman asks for public comments.

Members of the public requesting to speak will be recognized during the specific time designated on the meeting agenda for "Items From The Public, Matters Not Listed for Public Hearing on the Agenda." Each person will be allowed to speak for up to three minutes. When two or more individuals are present from the same group, it is recommended that the group designate a spokesperson to present its comments to the Board and the designated speaker can ask other members of the group to be recognized by raising their hand or standing. Each spokesperson for a group will be allowed to speak for up to five minutes.

During public hearings, the Board will attempt to hear all members of the public who wish to speak on a subject, but it must be recognized that on rare occasion comments may have to be limited because of time constraints. If a previous speaker has articulated your position, it is recommended that you not fully repeat the comments and instead advise the Board of your agreement. The time allocated for speakers at public hearings are the same as for regular Board meetings, although the Board can allow exceptions at its discretion.

Speakers should keep in mind that Board of Directors meetings are formal proceedings and all comments are recorded on tape. For that reason, speakers are requested to speak from the podium and wait to be recognized by the Chairman. In order to give all speakers proper respect and courtesy, the Board requests that speakers follow the following guidelines:

- Wait at your seat until recognized by the Chairman.
- Come forward and state your full name and address and your organizational affiliation if speaking for a group;
- Address your comments to the Board as a whole;
- State your position clearly and succinctly and give facts and data to support your position;
- Summarize your key points and provide the Board with a written statement, or supporting rationale, when possible;
- If you represent a group, you may ask others at the meeting to be recognized by raising their hand or standing;
- Be respectful and civil in all interactions at Board meetings;
- The Board may ask speakers questions or seek clarification, but recognize that Board meetings are not a forum for public debate; Board Members will not recognize comments made from the audience and ask that members of the audience not interrupt the comments of speakers and remain silent while others are speaking so that other members in the audience can hear the speaker;
- The Board will have the opportunity to address public comments after the public comment session has been closed;
- At the request of the Chairman, the Executive Director may address public comments after the session has been closed as well; and
- As appropriate, staff will research questions by the public and respond through a report back to the Board at the next regular meeting of the full Board. It is suggested that citizens who have questions for the Board or staff submit those questions in advance of the meeting to permit the opportunity for some research before the meeting.

The agendas of Board meetings, and supporting materials, are available from the RWSA/RSWA Administration office upon request or can be viewed on the Rivanna website.

Rev. September 7, 2022

RIVANNA SOLID WASTE AUTHORITY
695 Moores Creek Lane | Charlottesville, Virginia 22902-9016
434.977.2970
434.293.8858
www.rivanna.org

RSWA BOARD OF DIRECTORS
Minutes of Regular Meeting
May 27, 2025

A regular meeting of the Rivanna Solid Waste Authority (RSWA) Board of Directors was held on Tuesday, May 27, 2025 at 2:00 p.m. at the Rivanna Administration Building (2nd Floor Conference Room), 695 Moores Creek Lane, Charlottesville, VA 22902.

Board Members Present: Mike Gaffney, Brian Pinkston, Jim Andrews, Sam Sanders (arrived at 2:02 p.m.), Steven Hicks, Jeffrey Dumars.

Board Members Absent: Jeff Richardson (Ann E. Wall attended as an alternate).

Rivanna Staff Present: Bill Mawyer, Phil McKalips, Lonnie Wood, David Tungate, Leah Beard, Deborah Anama, Jacob Woodson.

Attorney(s) Present: Valerie Long

1. CALL TO ORDER

Mr. Gaffney convened the May 27, 2025 regular meeting of the Board of Directors of the Rivanna Water and Sewer Authority at 2:00 p.m.

2. AGENDA APPROVAL

Mr. Andrews moved that the Board approve the agenda as presented. Steven Hicks seconded the motion, which carried unanimously (5-0). (Mr. Richardson and Mr. Sanders were absent)

3. MINUTES OF PREVIOUS BOARD MEETING ON MARCH 25, 2025

Mr. Andrews moved that the Board approve the minutes for the March 25, 2025 meeting. Mr. Pinkston seconded the motion, which carried unanimously (5-0). (Mr. Richardson and Mr. Sanders were absent)

4. RECOGNITIONS

There were none.

5. EXECUTIVE DIRECTOR'S REPORT

Mr. Mawyer stated that this was a significant day as they completed the public hearings and approved budgets for the Authorities. He stated that they had introduced these plans to the Authorities earlier this year, and staff had been working on them since September of last year. He stated that they were pleased to have reached this point in the budget process.

Mr. Mawyer stated that at the Ivy Solid Waste and Recycling Center they continued to make progress with approximately 220 tons of waste processed per day, which was about 50% more than they were receiving four years ago and six times more than they received in 2018 when the new transfer station was built. He stated that they had a video that would show a fire on the floor of the

DRAFT

transfer station. He stated they would see the tractor run over the materials, and there was a fire due to a lithium battery.

Mr. Mawyer stated that they had had two floor fires and two trailer fires in the last month, all attributed to lithium batteries. He stated that they had a trailer destroyed in a fire and another trailer that caught on fire on its way to Henrico County.

Mr. Mawyer stated that in 2019, they had extensive damage to the transfer station from another fire. He stated that they were now bringing trailers out of the Transfer Station every night and storing them in the parking area to minimize the risk of fire damage to the building. He stated that Mr. McKalips was looking to find ways to minimize these fires, including a lithium battery disposal program. He stated that they were looking into offering a disposal site for people to dispose of lithium batteries and exploring the operational and budget implications.

Mr. Mawyer stated that they had a successful spring Special Collections season with almost 400 cars participating in the Electronic Waste Day. He stated that they had a successful Household Hazardous Waste Two-Day Event with over 1,100 customers. He stated they received 27,000 pounds of furniture and mattresses, and 16,000 pounds of appliances. He stated that 183 vehicles brought tires. He stated that they planned to continue these programs in the fall, which was included in the budget.

Mr. Mawyer stated that there had been discussions about expanding these programs to include more E-waste and HHW days, but they needed to consider the additional expenses involved. He stated that the combined cost of household hazardous waste and electronic waste for the three-day event was approximately $80,000. He stated that although it was free to customers, the City and County shared these costs. He stated that they were pleased that the solar panel project at Ivy was underway. He stated that they had leased the property to a private vendor in 2017, and since then, the vendor sold the project to Dominion Energy.

Mr. Mawyer stated that Dominion was currently constructing solar panels on approximately 14 acres of the landfill cell. He stated that the top-left picture showed the gabion baskets, which were the foundations that the solar cells sat on. He stated that these structures did not impact the landfill cap. He stated that the project was expected to be completed this fall, generating approximately three megawatts of electricity which would be fed into the grid.

Mr. Mawyer stated that in the past month Mr. McKalips attended the Virginia Solid Waste Authorities meeting where a group of authorities discussed issues, challenges, and opportunities. He stated that Mr. McKalips also attended the Virginia Recycling Association annual conference in Charlottesville earlier this month, providing an opportunity for networking.

Mr. Andrews stated that it would be nice to see the yearly trends on household hazardous waste and electronic waste.

Mr. Mawyer stated they could provide those trends.

Mr. Gaffney asked if the lithium battery issue was happening across the country.

Mr. Mawyer stated that it was.

DRAFT

Mr. McKalips stated that it was big problem throughout Virginia and across the nation. He stated that their hauling companies lost about two trailers per month due to fires.

Mt. Gaffney asked if everyone was going to implement a lithium battery collection program.

Mr. McKalips stated that it had been a disjointed response. He stated that Republic Services and other providers wanted a unified response across the state and nationally.

Mr. Mawyer stated that they would coordinate with the network they had and explore the possibility of finding a common solution.

Mr. Mawyer stated that they were hoping that people would voluntarily bring the batteries to designated locations, similar to how they did with plastic goods and other recyclable products. He stated that this would be the focus of the media outreach and education efforts they planned, aiming to encourage and inform the public about the challenges and dangers associated with these batteries. He stated that if they were able to establish a disposal site, they would provide an alternative option for people to dispose of their batteries, rather than simply throwing them away in with their trash.

Mr. Mawyer stated that it was not foolproof, and they would not capture all of the batteries, but they could minimize the issue. He stated that the education program would need to inform people about what a lithium battery was, where it was commonly found, and which devices typically had those types of batteries.

6. ITEMS FROM THE PUBLIC

There were none.

7. RESPONSES TO PUBLIC COMMENTS

As there were no items from the public, there were no responses.

8. CONSENT AGENDA

a. Staff Report on Finance

b. Staff Report on Ivy Solid Waste and Recycling

c. Staff Report on Administration and Communications

Mr. Sanders moved that the Board approve the consent agenda as presented. Mr. Andrews seconded the motion, which carried unanimously (6-0). (Mr. Richardson was absent)

9. OTHER BUSINESS

a. Presentation, Public Hearing, and Consider Vote to Approve: Resolution to Adopt the FY 2025- 2026 Rate Schedule and FY 2025 – 2026 Budget

Lonnie Wood, Finance and Information Technology Division Director, stated that the Authority provides several key services, with refuse disposal being the largest. He stated that they processed approximately 130 million pounds last year of municipal solid waste through the transfer station. He

DRAFT

stated that in addition, they offered post-closure landfill care, operated three recycling convenience centers, and accepted vegetative debris to convert it into mulch. He stated that they also had a paint collection program and a bulky clean fill program, in which they had processed about 284 million pounds last year.

Mr. Wood stated that the budget objectives for this year include supporting the design and construction of two new facilities: a new baling facility and the Northern Convenience Center. He stated that they were also upgrading the scale house and converting garage space into administrative space at Ivy. He stated that they were upgrading the charge ticketing system. He stated that long-term planning for the transfer station facilities was funded in the budget. He stated that they continued to replace equipment and assess the equipment's condition as part of ongoing expenditures.

Mr. Wood stated that they had a permit modification to accommodate long-term remediation management at the closed landfill. He stated there were no new positions in this year's budget. He stated that they were anticipating a net loss of nearly $5 million, a $732,000 increase from last year's net loss. He stated the shaded area at the bottom showed the breakdown of the net loss allocation between the City, County, and UVA. He stated that these costs were allocated through various agreements.

Mr. Wood stated that the budget changes to reach this $732,000 additional deficit are shown on the slide. He stated that they were implementing a $2 per ton tip fee increase for MSW, which will generate approximately $200,000 in additional revenue. He stated that the bulky clean fill program was slowing down, resulting in a reduction of $125,000 in revenue. He stated that recycling materials and material sales were also decreasing, primarily due to lower prices for fiber, plastic, and cans. He stated that personnel increases were expected with a 3% merit and 2% COLA going into effect next year. He stated that they had invested $75,000 in new maintenance and groundwater wells this year.

Mr. Wood stated that they had also allocated funds for engineering services to support the transfer station's planning. He stated that the transfer station was wearing out faster than anticipated, so they were planning future needs to keep that facility operating. He stated that the depreciation costs were decreasing, resulting in a $50,000 increase. He stated that dry hydrant and HHW costs were increasing to approximately $30,000 each, primarily due to the new paper sort facility. He stated that the HHW program was a popular initiative, and the costs were increasing. He stated the MSW contract costs were rising by approximately 3% per ton, resulting in an additional $253,000 in costs for next year.

Mr. Wood stated that administrative allocations were increasing, with roughly 90% of this increase coming from the water and sewer authority charge. He stated that the largest changes in the CIP were attributed to the paper sort facility and the Northern Convenience Center. He stated that the remaining items were typically routine, including environmental initiatives, maintenance, and stormwater improvements at community centers.

Mr. Pinkston asked where the debt service factored in.

Mr. Wood stated that the Authority had no debt service. He stated that in the past, they had attempted to explore funding options, but it would have been too expensive. He stated that the baling facility costs would be split between the City and the County. He stated that they would direct bill for reimbursement costs.

DRAFT

Mr. Wood stated that the two main projects they had recently discussed were the baling facility, which was being constructed in the back portion of the old landfill, and the Northern Convenience Center, which was in the planning stage. He stated that the solar panels were also being implemented. He stated that although they did not allocate significant funds for this project, it was a major construction undertaking that was currently underway. He stated that they had generated approximately $40,000 in revenue from this project to date, and once it was operational, they would receive a one-time payment of $100,000, followed by annual revenue of around $11,000 to $12,000.

Mr. Wood stated that the scale house at Ivy was approximately 15 to 20 years old and had served its purpose, requiring replacement or upgrade. He stated that they hoped the new charge capture system and ticketing system would help expedite this process by utilizing new saving measures and other account-related benefits. He stated that the proposed rate schedule included only two rate increases, which they had previously mentioned: a $2 per ton increase in MSW and CDD rates, and all other rates would remain unchanged. He stated these rates had been advertised in the Daily Progress for this month. He stated that the final steps were to hold a public hearing, adopt the rates, and adopt the budget.

Mr. Gaffney opened the public hearing for comments from the public. There were no speakers, so he closed the public hearing.

Mr. Pinkston moved that the Board approve the rate schedule for fiscal year 2025-2026, effective July 1, 2025, by the Rivanna Solid Waste Authority. Mr. Andrews seconded the motion, which carried unanimously (6-0). (Mr. Richardson was absent)

Mr. Hicks moved that the Board adopt the fiscal year 2025-2026 budget. Mr. Pinkston seconded the motion, which carried unanimously (6-0). (Mr. Richardson was absent)

b. Presentation and Consider Vote to Approve: FY 2025- 2026 Personnel Management Plan Update: Leah Beard, Human Resources Manager

Leah Beard, HR Manager, stated that as part of the compensation study, a strategic plan and workforce development priority was to regularly review the total benefits package to ensure it was aligned and competitive with their peer organizations. She stated that after reviewing local organizations, they were proposing a couple of changes. She stated that first, they were increasing sick time accrual from 3.69 to 4.62 hours per pay period, equivalent to the City, which would equate to approximately 3 additional sick days per year for employees working an 8-hour schedule. She stated that this change would provide a significant benefit to their employees, particularly those who worked 12-hour shifts, as it would give them a substantial amount of sick time.

Ms. Beard stated that they were also requesting to match their VRS hybrid plan with their Plan 1 and Plan 2 plans. She stated that currently, hybrid employees were capped at 480 hours of sick time to carry from year-to-year, while Plan 1 and Plan 2 employees had unlimited sick time rollover each year. She stated that they were requesting to remove the cap for hybrid employees to ensure that their benefits were equal. She stated that they were also requesting to add paid parental leave, providing 80 hours of paid parental leave for individuals, with certain exclusions and requirements. She stated that the main requirement was that the leave should be used within the first 90 days of the birth or adoption.

DRAFT

Ms. Beard stated that this leave can be used in conjunction with short-term disability, paid time off, and accrued sick time. She stated that they were also requesting to increase the retirement payout for hybrid employees, replacing the current retirement service bonus of $200 per year of service with a percentage of accrued sick time. She stated that they were also increasing the maximum payment for accrued sick leave from $5,000 to $6,500, which would be a percentage of the employee's time employed by them.

Ms. Beard stated that finally, they proposed two additional changes to the volunteer leave policy. She stated that they had incorporated this change over the past year and a half, and now they were refining the language to better define the eligible locations for using volunteer time. She stated that to align with the state's guidelines, volunteer time cannot be used at political organizations or religiously affiliated organizations. She stated that they were also establishing a minimum six-month requirement for employees to utilize this benefit. She stated that they were also adding a safety violation caveat to the disciplinary policy.

Mr. Pinkston asked why they proposed only 2 weeks of parental leave. He stated that UVA provided 8 weeks.

Ms. Beard stated that the City provided 2 weeks of parental leave, so that was why they proposed 2 weeks.

Mr. Pinkston asked for clarification about the safety caveat to the disciplinary policy.

Ms. Beard stated that adding a safety caveat to their disciplinary policy was because, in many cases, when someone had a safety violation, they received coaching. She stated that they wanted to include this in their policy to provide a progressive step for individuals who continued to have the same safety violation, ensuring they received more formal consequences if necessary.

Mr. Mawyer stated that they had a comprehensive disciplinary process in place. He stated that the steps included verbal warnings, followed by written warnings, and then increasing levels of suspension, culminating in termination if necessary.

Mr. Pinkston moved that the Board approve the recommended updates to the employee Personnel Management Plan to be effective on July 1, 2025. Mr. Dumars seconded the motion, which carried unanimously (6-0). (Mr. Richardson was absent)

10. OTHER ITEMS FROM THE BOARD/STAFF NOT ON THE AGENDA

There were none.

11. CLOSED MEETING

There was no reason to go into a closed meeting.

12. ADJOURNMENT

Mr. Andrews moved that the Board adjourn. Mr. Pinkston seconded the motion, which carried unanimously (6-0). (Mr. Richardson was absent)

DRAFT

RIVANNA SOLID WASTE AUTHORITY
695 Moores Creek Lane | Charlottesville, Virginia 22902
434.977.2970
434.293.8858
www.rivanna.org

MEMORANDUM

TO: RIVANNA SOLID WASTE AUTHORITY BOARD OF DIRECTORS

FROM: BILL MAWYER, EXECUTIVE DIRECTOR

SUBJECT: EXECUTIVE DIRECTOR'S REPORT

DATE: JULY 22, 2025

STRATEGIC PLAN PRIORITY: OPTIMIZATION AND RESILIENCY

Transfers from the Ivy Solid Waste and Recycling Center:

Average daily refuse transfer volume has increased from 154 tons per day in June 2021 to 225 tons per day in June 2025, as shown below:

	Vehicles	Avg MSW & CDD Tons/Day
May 2025	**8,354**	**228**
June 2025	**10,123**	**225**

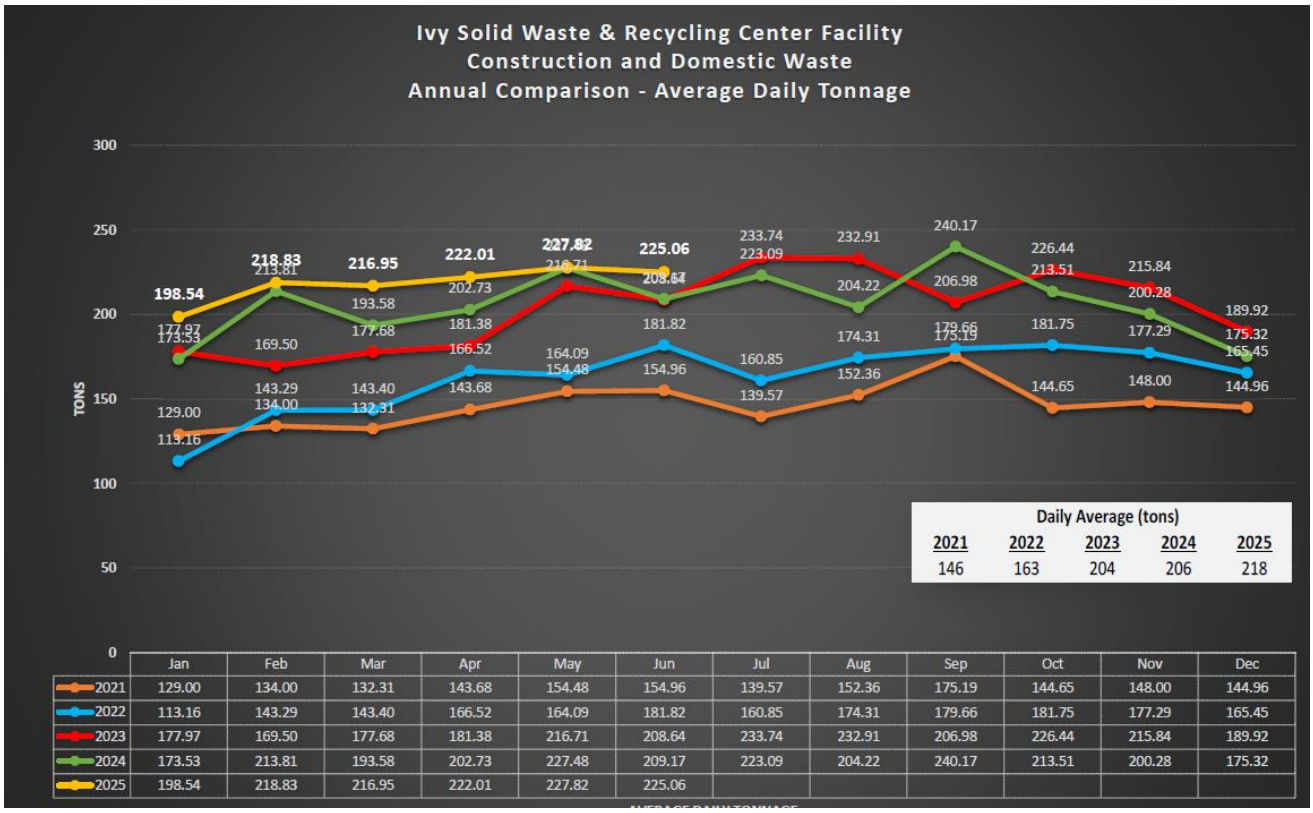

	Jan	Feb	Mar	Apr	May	Jun	Jul	Aug	Sep	Oct	Nov	Dec
2021	129.00	134.00	132.31	143.68	154.48	154.96	139.57	152.36	175.19	144.65	148.00	144.96
2022	113.16	143.29	143.40	166.52	164.09	181.82	160.85	174.31	179.66	181.75	177.29	165.45
2023	177.97	169.50	177.68	181.38	216.71	208.64	233.74	232.91	206.98	226.44	215.84	189.92
2024	173.53	213.81	193.58	202.73	227.48	209.17	223.09	204.22	240.17	213.51	200.28	175.32
2025	198.54	218.83	216.95	222.01	227.82	225.06						

STRATEGIC PLAN PRIORITY: ENVIRONMENTAL STEWARDSHIP

Special Collection Trends

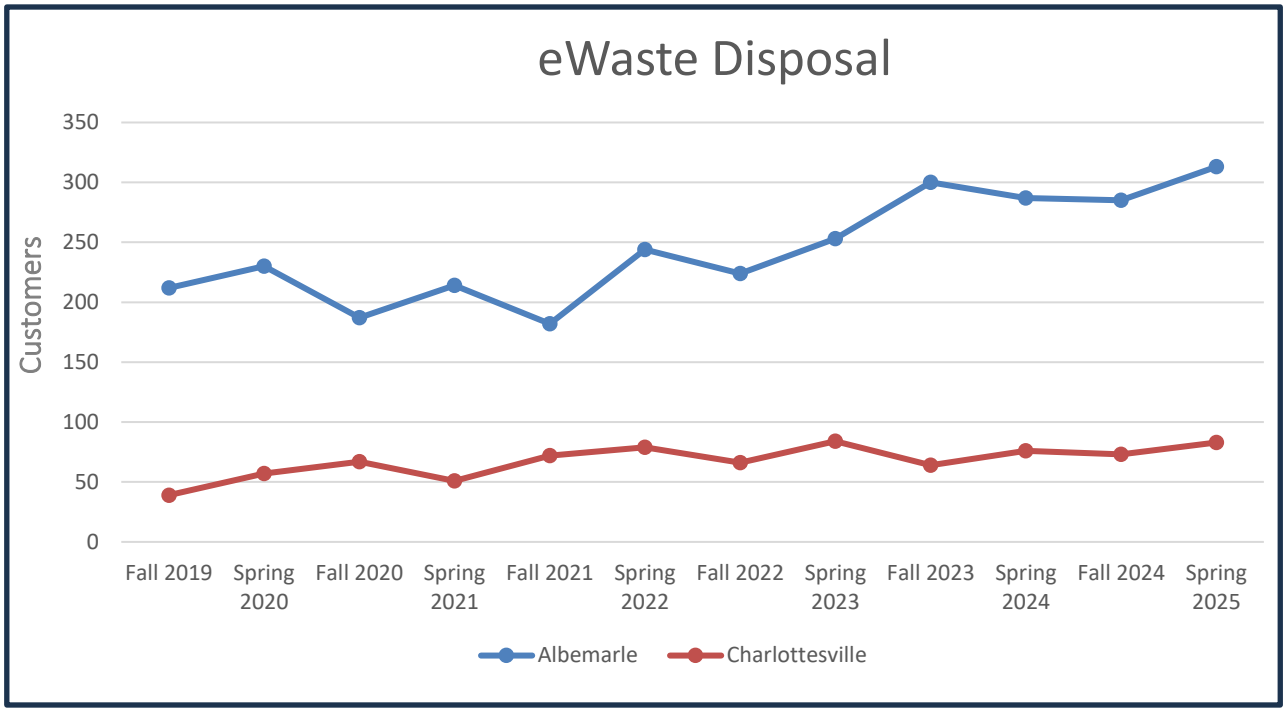

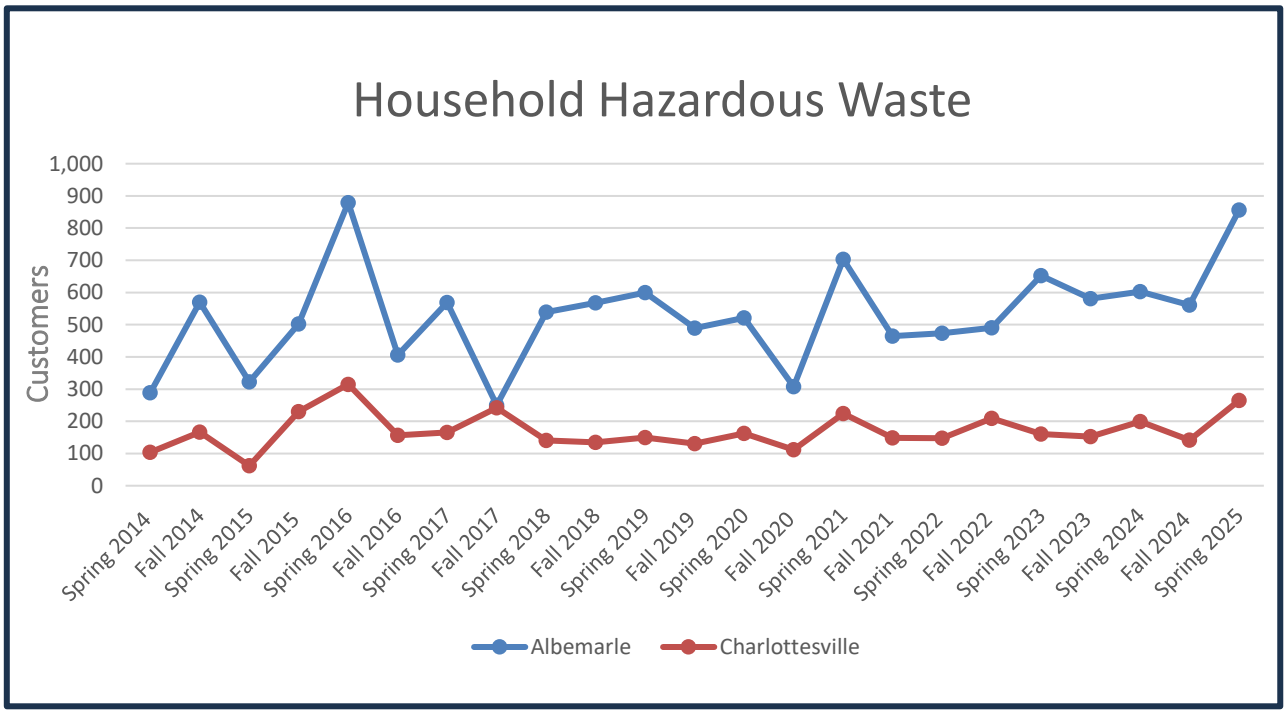

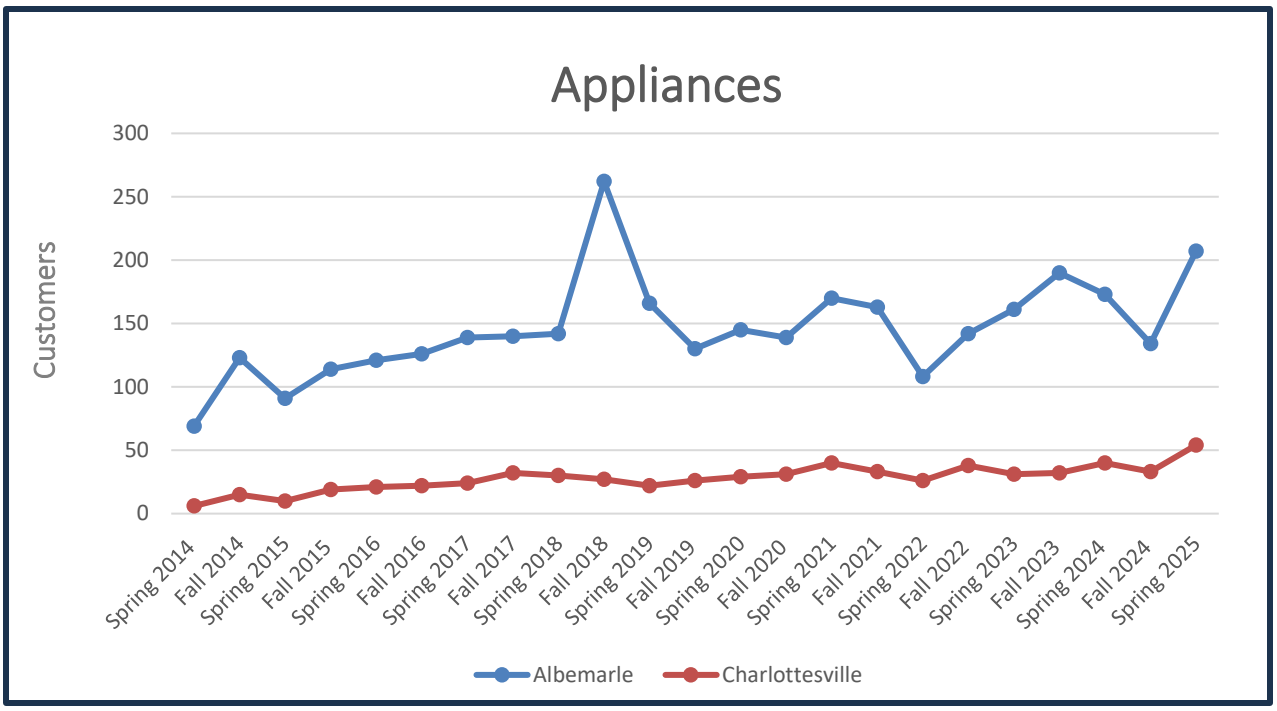
Appliances
Customers
300
250
200
150
100
50
0
Spring 2014
Fall 2014
Spring 2015
Fall 2015
Spring 2016
Fall 2016
Spring 2017
Fall 2017
Spring 2018
Fall 2018
Spring 2019
Fall 2019
Spring 2020
Fall 2020
Spring 2021
Fall 2021
Spring 2022
Fall 2022
Spring 2023
Fall 2023
Spring 2024
Fall 2024
Spring 2025
Albemarle
Charlottesville

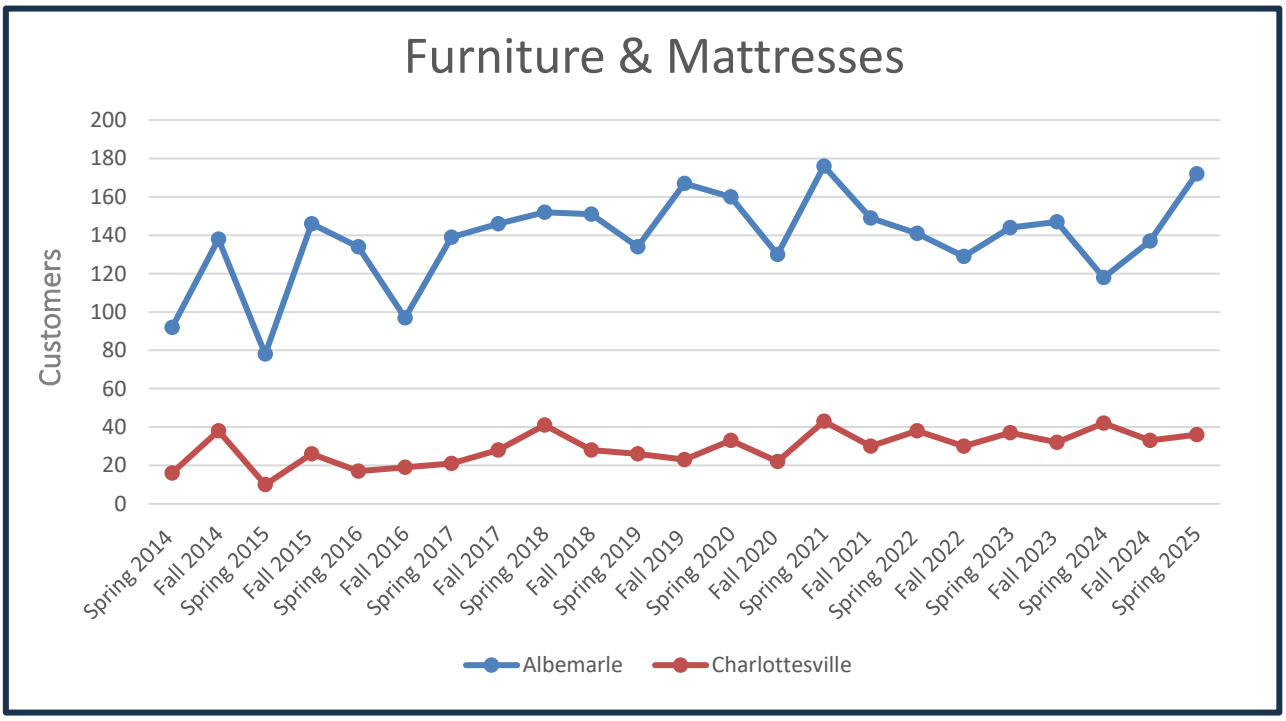
Furniture & Mattresses
Customers
200
180
160
140
120
100
80
60
40
20
0
Spring 2014
Fall 2014
Spring 2015
Fall 2015
Spring 2016
Fall 2016
Spring 2017
Fall 2017
Spring 2018
Fall 2018
Spring 2019
Fall 2019
Spring 2020
Fall 2020
Spring 2021
Fall 2021
Spring 2022
Fall 2022
Spring 2023
Fall 2023
Spring 2024
Fall 2024
Spring 2025
Albemarle
Charlottesville

STRATEGIC PLAN PRIORITY: INFRASTRUCTURE AND PLANNING

Solar Panels at ISWRC

Installation of solar panels on the closed landfill cells, on land leased by Dominion Energy, is progressing, with an expected completion date in August and connection to the electrical grid in September.

Solar Cells at Ivy SWRC, 7/7/2025

Baling Facility Update

Sitework is underway for construction of the new Baling Facility at Ivy SWRC.

Baling Facility Site, 7/7/2025

STRATEGIC PLAN PRIORITY: COMMUNICATION AND COLLABORATION

AWWA/VWEA Annual Joint Safety Committee Seminar

On June 27th, our Safety Manager, George Cheape, attended the Virginia AWWA/VWEA Annual Joint Safety Committee Seminar: "Safety First, Because Injuries Last!" in Roanoke. This all-day event included a session on heavy equipment safety.

The committee's goal is to bring together Virginia's water and wastewater professionals to develop and inform on safety issues that affect people who work in the water sector and the communities they serve.

First Aid, CPR, and AED Training

CPR, AED and First Aid training was provided for our staff. This half-day training followed the curriculum of the American Heart Association Heartsaver First Aid CPR AED Program with a 2-year certification. We were pleased to have 5 RSWA staff members participating in this on-site training and certification.

RIVANNA SOLID WASTE AUTHORITY
695 Moores Creek Lane | Charlottesville, Virginia 22902-9016
434.977.2970
434.293.8858
www.rivanna.org

MEMORANDUM

TO: RIVANNA SOLID WASTE AUTHORITY BOARD OF DIRECTORS

FROM: LONNIE WOOD, DIRECTOR OF FINANCE AND INFORMATION TECHNOLOGY

REVIEWED: BILL MAWYER, EXECUTIVE DIRECTOR

SUBJECT: MAY 2025 FINANCIAL SUMMARY

DATE: JULY 22, 2025

Total operating revenues for the first eleven months of this fiscal year totaled $5,278,400 and total operating expenses were $8,957,800, which resulted in a $3,679,400 net operating loss. Funding support for operations and remediation of $4,235,100 has been received through May. The Authority has processed 204,896 tons of waste and recyclables. A breakdown of net revenue or cost per ton, including overhead and administrative support costs, is shown below.

	Ivy Operations	Ivy Transfer	Recycling	Total
Tonnage	143,057	59,820	2,018	204,896
Net operating income (loss)	$ (165,062)	$ (999,199)	$ (1,367,473)	$(2,531,734)
Net operating income (loss) per ton	$ (1.15)	$ (16.70)	$ (677.51)	$ (12.36)

Attachments

Rivanna Solid Waste Authority
Revenue and Expense Summary Report
FY 2025

	For May 2025				
	Budget FY 2025	**Budget YTD**	**Actual YTD**	**Variance $**	**Variance %**
Revenues					
Ivy Operations Tipping Fees	$ 1,360,450	$ 1,247,079	$ 1,231,066	$ (16,013)	-1.28%
Ivy Environmental Revenues	-	-	-	-	
Ivy MSW Transfer Tipping Fees	3,804,850	3,487,779	3,659,358	171,579	4.92%
County Convenience Centers	60,000	55,000	55,918	918	1.67%
Recycling Revenues	285,000	261,250	197,046	(64,204)	-24.58%
Other Revenues Administration	80,000	73,333	134,977	61,644	84.06%
Total Revenues	$ 5,590,300	$ 5,124,442	$ 5,278,364	$ 153,923	3.00%
Expenses					
Ivy Operations	$ 1,099,541	$ 1,007,912	$ 1,157,893	$ (149,980)	-14.88%
Ivy Environmental	1,105,926	1,013,766	861,776	151,990	14.99%
Ivy MSW Transfer	4,659,079	4,270,822	4,420,322	(149,500)	-3.50%
County Convenience Centers	828,216	759,198	710,625	48,573	6.40%
Recycling Operations	841,582	771,450	719,224	52,227	6.77%
Administration	1,291,034	1,183,448	1,087,915	95,532	8.07%
Total Expenses	$ 9,825,378	$ 9,006,596	$ 8,957,755	$ 48,841	0.54%
Net Operating Income (Loss)	**$ (4,235,078)**	**$ (3,882,155)**	**$ (3,679,391)**	**$ 202,764**	**5.22%**
Other Funding Sources					
Local Government Support	$ 2,765,841	$ 2,535,355	$ 2,765,842	$ 230,487	9.09%
Environmental Support	1,469,237	1,346,800	1,469,236	122,436	9.09%
Subtotal	**$ 4,235,078**	**$ 3,882,155**	**$ 4,235,078**	**$ 352,923**	**9.09%**
Net Income (Loss)	**$ -**	**$ -**	**$ 555,687**	**$ 555,687**	

Local Support Detail			**Annualized Payments**	**True-up Est.** Due to / (Due from)
County - Ivy Operations	$ 41,849	$ 38,362	$ 38,362	$ (126,700)
County - Ivy Transfer	1,156,987	1,060,572	1,060,572	61,373
County - Convenience Centers	768,216	704,198	704,198	49,490
County - Recycling	559,152	512,556	512,556	13,620
County - Environmental MOU	896,069	821,397	896,069	-
	$ 3,422,274	$ 3,137,084	$ 3,211,757	$ (2,216)
City - Recycling	$ 239,637	$ 219,667	$ 219,667	5,837
City - Environmental MOU	493,185	452,087	493,185	-
	$ 732,822	$ 671,754	$ 712,852	$ 5,837
UVa - Environmental MOU	$ 79,982	$ 73,317	$ 79,982	$ -
Total Local Support	**$ 4,235,078**	**$ 3,882,155**	**$ 4,004,591**	**$ 3,621**

Rivanna Solid Waste Authority
Fiscal Year 2025 - May 2025
Revenue and Expense Summary Report

	FY 2025				
	Budget FY 2025	Budget YTD	Actual YTD	***Variance $***	***Variance %***
Ivy Operations					
Revenues					
Clean fill material	$ 728,000	$ 667,333	$ 655,905	(11,428)	-1.71%
Grindable material	486,000	445,500	472,573	27,073	6.08%
Tires whole	50,350	46,154	7,490	(38,664)	-83.77%
Tires and white good per item	21,100	19,342	37,355	18,013	93.13%
Material Sales	75,000	68,750	57,743	(11,007)	-16.01%
Total Operations Revenues	**$ 1,360,450**	**$ 1,247,079**	**$ 1,231,066**	**$ (16,013)**	**-1.28%**
Expenses					
Personnel Cost	$ 377,941	$ 346,446	$ 374,861	$ (28,415)	-8.20%
Professional Services	-	-	-	-	
Other Services and Charges	29,700	27,225	37,775	(10,550)	-38.75%
Communications	18,900	17,325	15,563	1,762	10.17%
Information Technology	25,000	22,917	4,881	18,035	78.70%
Vehicles and Equip. Maintenance	82,000	75,167	134,233	(59,066)	-78.58%
Supplies	4,000	3,667	2,287	1,380	37.63%
Operations and Maintenance	362,000	331,833	404,960	(73,127)	-22.04%
Environmental Remediations	-	-	-	-	
Equipment Replacement	200,000	183,333	183,333	(0)	0.00%
Total Operations Expenses	$ 1,099,541	$ 1,007,912	$ 1,157,893	$ (149,980)	-14.88%
Allocation of Administration Costs	302,758	277,529	238,234	39,294	14.16%
Expenses With Admin Allocations	**$ 1,402,299**	**$ 1,285,441**	**$ 1,396,127**	**$ (110,686)**	**-8.61%**
Net Operating Income (Loss)	**$ (41,849)**	**$ (38,362)**	**$ (165,062)**	(126,700)	330.27%
				(126,700)	

Summary of Local Support				
County	$ 41,849	$ 38,362	$ 38,362	$ (0)
	$ 41,849	**$ 38,362**	**$ 38,362**	**$ (0)**

Estimated True-up $ (126,700)

Rivanna Solid Waste Authority
Fiscal Year 2025 - May 2025
Revenue and Expense Summary Report

Ivy Environmental

	FY 2025				
	Budget FY 2025	Budget YTD	Actual YTD	***Variance $***	***Variance %***
Revenues					
Forestry Management Revenue	$ -	$ -	$ -	-	
Total Operations Revenues	**$ -**	**$ -**	**$ -**	**$ -**	
Expenses					
Personnel Cost	$ 230,426	$ 211,224	$ 219,676	$ (8,452)	-4.00%
Professional Services	40,000	36,667	554	36,112	98.49%
Other Services and Charges	8,200	7,517	5,829	1,688	22.46%
Communications	5,300	4,858	1,460	3,399	69.96%
Information Technology	-	-	371	(371)	
Vehicles and Equip. Maintenance	22,000	20,167	20,028	139	0.69%
Supplies	-	-	9	(9)	
Operations and Maintenance	220,000	201,667	154,046	47,620	23.61%
Environmental Remediations	270,000	247,500	175,637	71,863	29.04%
Equipment Replacement	310,000	284,167	284,167	0	0.00%
Total Operations Expenses	$ 1,105,926	$ 1,013,766	$ 861,776	$ 151,990	14.99%
Allocation of Administration Costs	363,310	333,034	285,881	47,153	14.16%
Expenses With Admin Allocations	**$ 1,469,237**	**$ 1,346,800**	**$ 1,147,658**	**$ 199,143**	**14.79%**
Net Operating Income (Loss)	**$ (1,469,237)**	**$ (1,346,800)**	**$(1,147,658)**	199,143	-14.79%

Summary of Local Support				
County	$ 896,069	$ 821,397	$ 896,069	$ (74,672)
City	493,185	452,087	493,185	$ (41,098)
Uva	79,982	73,317	79,982	(6,665)
	$ 1,469,237	**$ 1,346,800**	**$ 1,469,236**	**$ (122,436)**

Rivanna Solid Waste Authority
Fiscal Year 2025 - May 2025
Revenue and Expense Summary Report

Ivy Transfer Station

	FY 2025				
	Budget FY 2025	Budget YTD	Actual YTD	***Variance $***	***Variance %***
Revenues					
MSW / Construction Debris	$ 3,701,850	$ 3,393,363	$ 3,518,329	$ 124,967	3.68%
Compostable Material	-	-	-	-	
Service Charges / other revenues	103,000	94,417	141,029	46,612	49.37%
Total Operations Revenues	**$ 3,804,850**	**$ 3,487,779**	**$ 3,659,358**	**$ 171,579**	**4.92%**
Expenses					
Personnel Cost	$ 712,652	$ 653,264	$ 680,492	$ (27,228)	-4.17%
Professional Services	-	-	978	(978)	
Other Services and Charges	52,000	47,667	31,136	16,531	34.68%
Communications	16,600	15,217	38,648	(23,431)	-153.98%
Information Technology	55,000	50,417	1,945	48,471	96.14%
Vehicles and Equip. Maintenance	110,000	100,833	98,365	2,468	2.45%
Supplies	10,000	9,167	6,873	2,294	25.02%
Operations and Maintenance	3,574,327	3,276,466	3,451,885	(175,419)	-5.35%
Environmental Remediations	3,500	3,208	-	3,208	100.00%
Equipment Replacement	125,000	114,583	110,000	4,583	4.00%
Total Operations Expenses	$ 4,659,079	$ 4,270,822	$ 4,420,322	$ (149,500)	-3.50%
Allocation of Administration Costs	302,758	277,529	238,234	39,294	14.16%
Expenses With Admin Allocations	**$ 4,961,837**	**$ 4,548,351**	**$ 4,658,557**	**$ (110,206)**	**-2.42%**
Net Operating Income (Loss)	**$ (1,156,987)**	**$ (1,060,572)**	**$ (999,199)**	61,373	-5.79%

Summary of Local Support				
County	$ 1,156,987	$ 1,060,572	$ 1,060,572	$ -
City	-	-	-	-
	$ 1,156,987	**$ 1,060,572**	**$ 1,060,572**	**$ -**

Estimated True-up $ 61,373

Rivanna Solid Waste Authority
Fiscal Year 2025 - May 2025
Revenue and Expense Summary Report

County Convenience Centers

	FY 2025				
	Budget FY 2025	Budget YTD	Actual YTD	***Variance $***	***Variance %***
Revenues					
Material Sales	$ 60,000	$ 55,000	$ 55,918	$ 918	1.67%
Total Operations Revenues	**$ 60,000**	**$ 55,000**	**$ 55,918**	**$ 918**	**1.67%**
Expenses					
Personnel Cost	$ 558,716	$ 512,156	$ 547,392	$ (35,236)	-6.88%
Professional Services	-	-	11,174	(11,174)	
Other Services and Charges	16,300	14,942	11,430	3,512	23.51%
Communications	18,200	16,683	20,453	(3,770)	-22.60%
Information Technology	-	-	957	(957)	
Vehicles and Equip. Maintenance	155,000	142,083	55,945	86,138	60.62%
Supplies	-	-	22	(22)	
Operations and Maintenance	15,000	13,750	3,669	10,081	73.32%
Environmental Remediations	-	-	-	-	
Equipment Replacement	65,000	59,583	59,583	(0)	0.00%
Total Operations Expenses	$ 828,216	$ 759,198	$ 710,625	$ 48,573	6.40%
Allocation of Administration Costs	-	-	-	-	
Expenses With Admin Allocations	**$ 828,216**	**$ 759,198**	**$ 710,625**	**$ 48,573**	**6.40%**
Net Operating Income (Loss)	**$ (768,216)**	**$ (704,198)**	**$ (654,707)**	49,490	-7.03%

Summary of Local Support				
County	$ 768,216	$ 704,198	$ 704,198	$ -
	$ 768,216	**$ 704,198**	**$ 704,198**	**$ -**

Estimated True-up $ 49,490

Rivanna Solid Waste Authority
Fiscal Year 2025 - May 2025
Revenue and Expense Summary Report

Recycling

McIntire & Paper Sort

	FY 2025				
	Budget FY 2025	Budget YTD	Actual YTD	***Variance $***	***Variance %***
Revenues					
Material Sales & other revenues	$ 250,000	$ 229,167	$ 138,349	$ (90,818)	-39.63%
Grants	35,000	32,083	58,697	26,614	82.95%
Total Operations Revenues	**$ 285,000**	**$ 261,250**	**$ 197,046**	**$ (64,204)**	**-24.58%**
Expenses					
Personnel Cost	$ 457,432	$ 419,313	$ 440,986	$ (21,673)	-5.17%
Professional Services	-	-	6,706	(6,706)	
Other Services and Charges	57,100	52,342	39,028	13,313	25.44%
Communications	3,400	3,117	9,195	(6,078)	-195.01%
Information Technology	-	-	758	(758)	0.00%
Vehicles and Equip. Maintenance	129,600	118,800	70,951	47,849	40.28%
Supplies	1,050	963	17	945	98.19%
Operations and Maintenance	93,000	85,250	59,917	25,333	29.72%
Environmental Remediations	-	-	-	-	0.00%
Equipment Replacement	100,000	91,667	91,667	0	0.00%
Total Operations Expenses	$ 841,582	$ 771,450	$ 719,224	$ 52,227	6.77%
Allocation of Administration Costs	242,207	222,023	190,588	31,435	14.16%
Expenses With Admin Allocations	**$ 1,083,789**	**$ 993,473**	**$ 909,811**	**$ 83,662**	**8.42%**
Net Operating Income (Loss)	**$ (798,789)**	**$ (732,223)**	**$ (712,766)**	19,458	-2.66%

Summary of Local Support				
County	$ 559,152	$ 512,556	$ 512,556	$ -
City	239,637	219,667	219,667	$ -
	$ 798,789	**$ 732,223**	**$ 732,223**	**$ -**

Estimated True-up - County	$ 13,620
Estimated True-up - City	$ 5,837

Rivanna Solid Waste Authority
Fiscal Year 2025 - May 2025
Revenue and Expense Summary Report

	FY 2025				
	Budget FY 2025	Budget YTD	Actual YTD	***Variance $***	***Variance %***
Administration					
Revenues					
Interest revenues	$ 65,000	$ 59,583	$ 117,298	$ 57,715	96.86%
Late Fees	15,000	13,750	17,679	3,929	28.57%
Total Operations Revenues	**$ 80,000**	**$ 73,333**	**$ 134,977**	**$ 61,644**	**84.06%**
Expenses					
Personnel Cost	$ 196,634	$ 180,248	$ 201,936	$ (21,688)	-12.03%
Professional Services	105,000	96,250	33,552	62,698	65.14%
Other Services and Charges	974,700	893,475	834,570	58,905	6.59%
Communications	5,700	5,225	2,216	3,009	57.59%
Information Technology	8,000	7,333	8,973	(1,640)	-22.36%
Vehicles and Equip. Maintenance	-	-	2,276	(2,276)	
Supplies	1,000	917	1,693	(776)	-84.71%
Operations and Maintenance	-	-	2,700	(2,700)	
Environmental Remediations	-	-	-	-	
Equipment Replacement	-	-	-	-	
Subtotal Before Allocations	$ 1,291,034	$ 1,183,448	$ 1,087,915	$ 95,532	8.07%
Net Operating Income (Loss)	**$ (1,211,034)**	**$ (1,110,114)**	**$ (952,938)**	157,176	-14.16%

Allocation to Cost Centers (per agreement)						
	Allocation %					
Ivy Operations	25%	$ 302,758	$ 277,529	$ 238,234	$ 39,294	-21.31%
Ivy Environmental	30%	363,310	333,034	285,881	47,153	-21.31%
Ivy Transfer	25%	302,758	277,529	238,234	39,294	-21.31%
County Convenience Centers	0%	-	-	-	-	
Recycling	20%	242,207	222,023	190,588	31,435	-21.31%
Total Allocation to Cost Centers	100%	**$ 1,211,034**	**$ 1,110,114**	**$ 952,938**	**$ 157,176**	**-21.31%**

Ivy Material Utilization Center
Daily Scale Crossing Data

June 1-30, 2025

Days of Operation: **25**

				MSW collected at Transfer Station (tons)				
		Vehicles	**Count**	**Citizen-Can**	**Construction**	**Domestic**	**MSW Total**	**Non-MSW Total Tons**
06/01/25	Sunday						-	
06/02/25	Monday	471	511	2.25	68.12	251.05	**321.42**	**1,775.39**
06/03/25	Tuesday	368	408	0.51	127.37	87.04	**214.92**	**1,245.91**
06/04/25	Wednesday	461	451	0.41	85.79	162.06	**248.26**	**2,204.13**
06/05/25	Thursday	426	465	1.40	98.00	158.16	**257.56**	**1,893.93**
06/06/25	Friday	404	448	0.69	74.10	168.54	**243.33**	**1,562.80**
06/07/25	Saturday	295	383	1.04	22.44	77.00	**100.48**	**20.29**
06/08/25	Sunday						-	
06/09/25	Monday	448	473	1.72	124.73	172.94	**299.39**	**2,353.29**
06/10/25	Tuesday	503	583	0.74	149.67	117.06	**267.47**	**2,468.92**
06/11/25	Wednesday	511	496	0.47	185.25	145.58	**331.30**	**2,480.33**
06/12/25	Thursday	435	460	1.84	97.29	149.97	**249.10**	**1,867.85**
06/13/25	Friday	440	486	0.67	69.99	132.52	**203.18**	**1,573.55**
06/14/25	Saturday	280	361	0.96	8.29	44.26	**53.51**	**23.02**
06/15/25	Sunday						-	
06/16/25	Monday	270	336	2.26	106.90	244.37	**353.53**	**387.96**
06/17/25	Tuesday	349	412	0.39	117.71	105.98	**224.08**	**1,244.10**
06/18/25	Wednesday	458	477	0.59	134.18	123.33	**258.10**	**2,693.36**
06/19/25	Thursday	422	511	1.62	53.71	150.92	**206.25**	**1,186.49**
06/20/25	Friday	360	364	0.47	134.00	96.57	**231.04**	**882.75**
06/21/25	Saturday	356	448	0.83	48.39	51.99	**101.21**	**41.80**
06/22/25	Sunday						-	
06/23/25	Monday	399	412	1.83	106.71	176.81	**285.35**	**1,750.44**
06/24/25	Tuesday	429	452	0.43	108.85	141.06	**250.34**	**2,686.47**
06/25/25	Wednesday	382	418	0.52	96.72	65.95	**163.19**	**2,105.01**
06/26/25	Thursday	484	548	1.89	48.13	174.18	**224.20**	**2,760.85**
06/27/25	Friday	448	510	0.77	47.83	138.21	**186.81**	**2,313.78**
06/28/25	Saturday	292	336	0.80	45.57	46.18	**92.55**	**18.52**
06/29/25	Sunday						-	
06/30/25	Monday	432	450	2.80	59.89	225.14	**287.83**	**1,510.54**
	Total	**10,123**	**11,199**	**27.90**	**2,219.63**	**3,406.87**	**5,654.40**	**39,051.48**
	Average	*405*	*448*	*1.12*	*88.79*	*136.27*	*226.18*	*1562.06*
	Median	*426*	*451*	*0.80*	*96.72*	*141.06*	*243.33*	*1,750.44*
	Maximum	*511*	*583*	*2.80*	*185.25*	*251.05*	*353.53*	*2,760.85*
	Minimum	*270*	*336*	*0.39*	*8.29*	*44.26*	*53.51*	*18.52*

Material Type & Description

Citizen-Can: *Roll-off container at the Ivy MUC Convenience Center-citizens dispose of prepaid trashbags*
Construction: *Construction/demolition debris (shingles, sheetrock, treated lumber, etc.)*
Count: *Transactions per item (appliances, hauling fees, service fees, tag-bag stickers, tires)*
Domestic: *Business/residential general or household waste*
MSW: *Materials processed/handled at the Transfer Station*
Non-MSW: *Materials processed/handled on-site*
Vehicle: *Transactions or vehicles processed in a day*

Ivy Material Utilization Center
Daily Scale Crossing Data

May 1-31, 2025

Days of Operation: **26**

				MSW collected at Transfer Station (tons)				Non-MSW
		Vehicles	Count	Citizen-Can	Construction	Domestic	MSW Total	Total Tons
05/01/25	Thursday	330	389	1.36	83.27	167.28	**251.91**	**1,294.37**
05/02/25	Friday	357	399	0.54	51.44	137.47	**189.45**	**1,779.82**
05/03/25	Saturday	261	317	0.72	32.26	53.40	**86.38**	**8.40**
05/04/25	Sunday						-	
05/05/25	Monday	386	432	1.72	60.67	254.35	**316.74**	**1,432.25**
05/06/25	Tuesday	327	409	0.70	107.70	100.49	**208.89**	**1,508.31**
05/07/25	Wednesday	367	460	0.38	205.99	143.00	**349.37**	**1,628.59**
05/08/25	Thursday	433	479	1.03	173.23	153.45	**327.71**	**1,978.99**
05/09/25	Friday	320	327	0.43	146.45	144.83	**291.71**	**856.44**
05/10/25	Saturday	316	349	0.69	19.62	67.37	**87.68**	**21.45**
05/11/25	Sunday						-	
05/12/25	Monday	345	363	1.91	96.58	228.33	**326.82**	**1,118.13**
05/13/25	Tuesday	164	219	0.21	51.24	150.49	**201.94**	**1.26**
05/14/25	Wednesday	162	182	0.28	56.74	122.59	**179.61**	**14.23**
05/15/25	Thursday	222	495	1.56	107.28	188.99	**297.83**	**75.40**
05/16/25	Friday	265	279	0.69	75.45	141.84	**217.98**	**297.18**
05/17/25	Saturday	307	350	1.04	16.09	54.97	**72.10**	**16.37**
05/18/25	Sunday						-	
05/19/25	Monday	435	456	2.42	60.00	230.33	**292.75**	**1,773.11**
05/20/25	Tuesday	446	498	0.62	123.01	117.95	**241.58**	**1,953.34**
05/21/25	Wednesday	195	246	0.46	113.75	145.74	**259.95**	**35.51**
05/22/25	Thursday	344	380	1.41	104.23	178.71	**284.35**	**1,245.36**
05/23/25	Friday	447	536	0.71	92.29	121.47	**214.47**	**1,949.44**
05/24/25	Saturday	347	408	0.84	38.90	65.11	**104.85**	**35.25**
05/25/25	Sunday						-	
05/26/25	Monday						-	
05/27/25	Tuesday	418	460	0.68	88.19	297.12	**385.99**	**1,335.35**
05/28/25	Wednesday	174	263	0.43	87.68	131.23	**219.34**	**42.36**
05/29/25	Thursday	287	346	2.69	66.74	143.82	**213.25**	**357.43**
05/30/25	Friday	336	512	0.70	70.46	139.89	**211.05**	**710.98**
05/31/25	Saturday	363	539	0.65	25.50	88.23	**114.38**	**7.68**
	Total	**8,354**	**10,093**	**24.87**	**2,154.76**	**3,768.45**	**5,948.08**	**21,477.00**
	Average	*321*	*388*	*0.96*	*82.88*	*144.94*	*228.77*	*826.04*
	Median	*333*	*394*	*0.70*	*79.36*	*142.42*	*218.66*	*783.71*
	Maximum	*447*	*539*	*2.69*	*205.99*	*297.12*	*385.99*	*1,978.99*
	Minimum	*162*	*182*	*0.21*	*16.09*	*53.40*	*72.10*	*1.26*

Material Type & Description

Citizen-Can: *Roll-off container at the Ivy MUC Convenience Center-citizens dispose of prepaid trashbags*
Construction: *Construction/demolition debris (shingles, sheetrock, treated lumber, etc.)*
Count: *Transactions per item (appliances, hauling fees, service fees, tag-bag stickers, tires,*
Domestic: *Business/residential general or household waste*
MSW: *Materials processed/handled at the Transfer Station*
Non-MSW: *Materials processed/handled on-site*
Vehicle: *Transactions or vehicles processed in a day*

Rivanna Solid Waste Authority
Ivy MSW Transfer Tonnages
FY 2022 - 2025

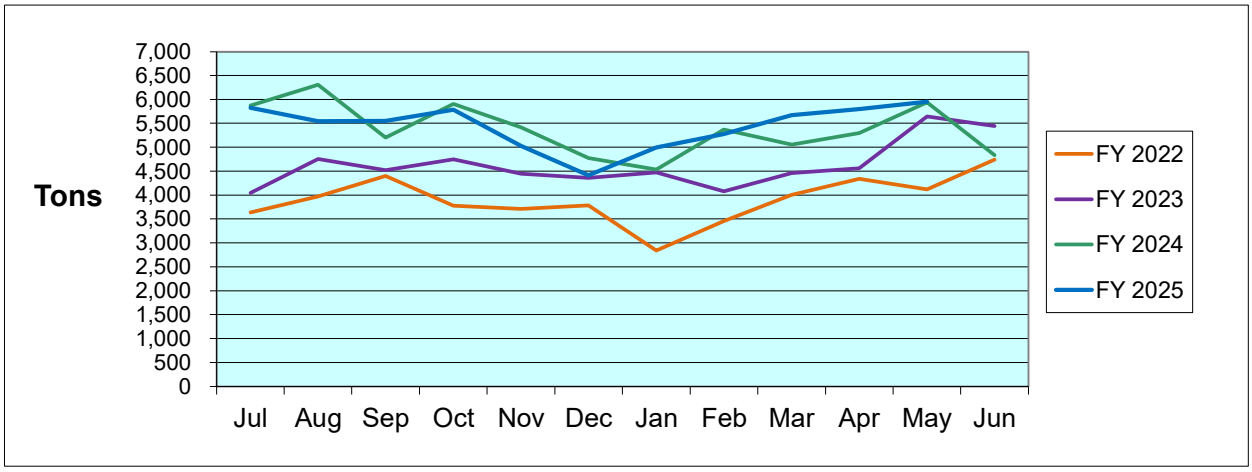

RIVANNA SOLID WASTE AUTHORITY
695 Moores Creek Lane | Charlottesville, Virginia 22902-9016
434.977.2970
434.293.8858
www.rivanna.org

MEMORANDUM

TO: RIVANNA SOLID WASTE AUTHORITY BOARD OF DIRECTORS

FROM: DAVID RHOADES, SOLID WASTE MANAGER
PHILLIP MCKALIPS, DIRECTOR OF SOLID WASTE

REVIEWED BY: BILL MAWYER, EXECUTIVE DIRECTOR

SUBJECT: IVY SOLID WASTE AND RECYCLING CENTER REPORT/ RECYCLING OPERATIONS UPDATE

DATE: JULY 22, 2025

Ivy Solid Waste And Recycling Center (ISWRC) : DEQ Permit 132: 450 tons/day MSW limit

May 2025

- 8,354 vehicles crossed the scales
- The ISWRC transfer station operated for 26 days and received a total of 5,948.08 tons of municipal solid waste (MSW), an average of 228.77 tons per day of operation. The monthly transfer station tonnage figures are attached to this report.
- 21,477.00 tons of non-MSW materials were received
- 27,425.08 tons were received as a combined total tonnage (MSW + non-MSW)

June 2025

- 10,123 vehicles crossed the scales
- The ISWRC transfer station operated for 25 days and received a total of 5,654.40 tons of municipal solid waste (MSW), an average of 226.18 tons per day of operation. The monthly transfer station tonnage figures are attached to this report.
- 39,051.48 tons of non-MSW materials were received
- 44,705.88 tons were received as a combined total tonnage (MSW + non-MSW)

Transfer Station Update

Our average daily tonnages are generally following seasonal trends, as shown in the following figure.

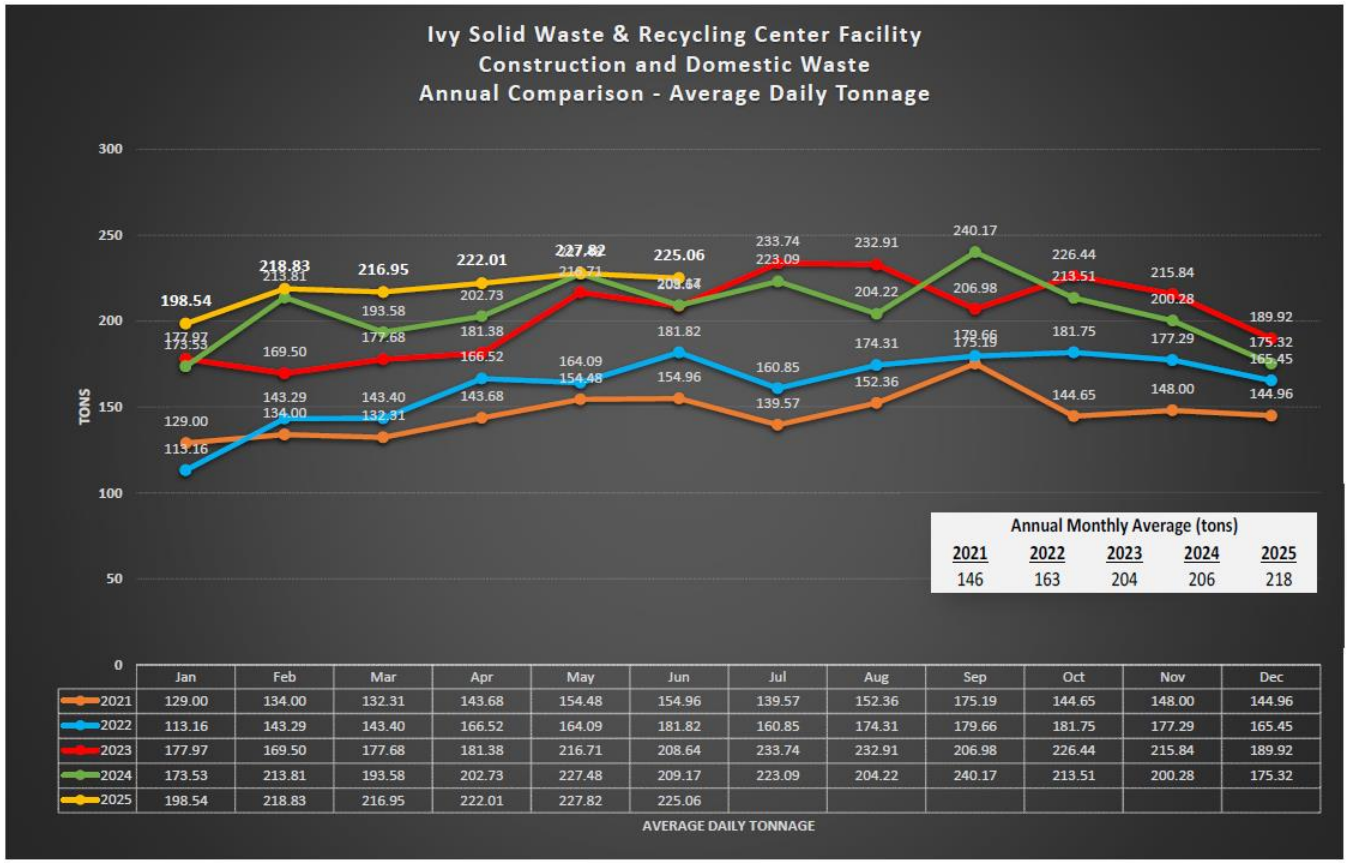

	Jan	Feb	Mar	Apr	May	Jun	Jul	Aug	Sep	Oct	Nov	Dec
2021	129.00	134.00	132.31	143.68	154.48	154.96	139.57	152.36	175.19	144.65	148.00	144.96
2022	113.16	143.29	143.40	166.52	164.09	181.82	160.85	174.31	179.66	181.75	177.29	165.45
2023	177.97	169.50	177.68	181.38	216.71	208.64	233.74	232.91	206.98	226.44	215.84	189.92
2024	173.53	213.81	193.58	202.73	227.48	209.17	223.09	204.22	240.17	213.51	200.28	175.32
2025	198.54	218.83	216.95	222.01	227.82	225.06						

Outreach

RSWA staff conducted the following communication and outreach activities:

- April 15 – SACC Tour with Red Hill Elementary Kindergarten classes
- April 21 – Tour of Ivy Solar project with UVA Engineering Students
- April 30 – ISWRC Tour with Greer 1st Graders (2 classes)
- May 1 – ISWRC Tour with Greer 1st Graders (2 classes)

Renewal of MSW Transportation and Disposal Contract

BFI provides MSW transportation and disposal services from the ISWRC to Republic Services' Old Dominion Landfill in Henrico County. This renewal represents the third one-year term contract renewal and extends services from July 1, 2025, through June 30, 2026. Based on the FY 2025-2026 budget estimate of 65,000 tons for disposal from the ISWRC Transfer Station, this contract will have a cost of approximately $3.8 M.

This one-year term renewal will begin on July 1, 2025. MSW will be transferred for $58.08/ton. This is a 3.6% increase over the FY 2025 cost per ton in accordance with our contractual agreement to allow an annual renewal increase equal to the 12-month Consumer Price Index for Water and Sewer and Trash Collection Services.

Background

A Request for Bid (RFB 390) was developed and advertised on February 23, 2022, for a contract with qualified MSW transportation and disposal firms to serve the ISWRC Transfer Station. Two bids were received on March 18, 2022. The lowest bidder was BFI with a bid of $50.50/ton. In May 2022, the Board authorized the Executive Director to execute a Term Contract with BFI including up to four annual contract renewals.

RIVANNA SOLID WASTE AUTHORITY
695 Moores Creek Lane | Charlottesville, Virginia 22902-9016
434.977.2970
434.293.8858
www.rivanna.org

MEMORANDUM

TO: RIVANNA SOLID WASTE AUTHORITY BOARD OF DIRECTORS

FROM: BETSY NEMETH, DIRECTOR OF ADMINISTRATION AND COMMUNICATIONS

REVIEWED BY: BILL MAWYER, EXECUTIVE DIRECTOR

SUBJECT: ADMINISTRATION AND COMMUNICATIONS REPORT

DATE: JULY 22, 2025

Human Resources

Fiscal year-to-date turnover for the Rivanna Solid Waste Authority, through June 30, 2025, was 17.9%, which includes one retirement.

Our Personal Management Plan was updated with two changes:

- Section D – Compensation Plan & Administration – Other Forms of Compensation, On-call Compensation – Defines the minimum amount of time to be compensated for phone calls taken during on-call status as 15 minutes.
- Section G – Disciplinary Policy – Unsatisfactory Work Performance or Misconduct – The Human Resources Department will determine the need for, and type of, disciplinary action based on the circumstances involved. This change will allow for more consistency in disciplinary action practices.

Safety

Our Safety Manager attended the annual joint Virginia Section American Water Works Association and Virginia Water Environment Association Seminar in Virginia Beach. He is a member of the joint Safety Committee to assist with safety awareness and education at a state level and to network throughout the state.

Many members of our RSWA team completed their CPR/AED and First Aid training.

Community Outreach

Our Outreach & Communication Coordinator attended the Community Environmental Education Workshop presented by the Institute for Humane Education in Charlottesville. This workshop discussed how to connect with local teachers and schools and how to design outreach programs.

A newsletter was issued to over 1000 homes and businesses within a two-mile radius of the ISWRC to provide information about the solar array and baling facility which are under construction as well as about the continued ground water monitoring effort.

RIVANNA SOLID WASTE AUTHORITY
695 Moores Creek Lane | Charlottesville, Virginia 22902-9016
434.977.2970
434.293.8858
www.rivanna.org

MEMORANDUM

TO: RIVANNA SOLID WASTE AUTHORITY BOARD OF DIRECTORS

FROM: PHILLIP MCKALIPS, DIRECTOR OF SOLID WASTE

REVIEWED BY: BILL MAWYER, EXECUTIVE DIRECTOR

SUBJECT: AWARD OF CONTRACT FOR PROFESSIONAL SOLID WASTE ENGINEERING SERVICES – SCS ENGINEERS, INC.

DATE: JULY 22, 2025

This request is to authorize award of a Term Engineering Services Agreement with SCS Engineers to provide Professional Solid Waste Engineering Services and future Work Authorizations less than $300,000 under the conditions of the Term Agreement. Fees for each work authorization will be negotiated based on the services required and hourly rates from the consultant which have been approved by staff. The term of the contract will be for one year with the option for three one-year renewals.

Background

During May and June 2025, RSWA and RWSA solicited proposals (RFP 25-06) from qualified Solid Waste Engineering Services firms. Proposals were received from six firms. Following evaluation and interviews, SCS Engineers was selected as best qualified to provide these services.

Potential Work Authorizations may include:

- Completion of a Transfer Station Strategic Plan to help determine if community or economic growth in Charlottesville or Albemarle County would warrant expanded transfer station capacity.
- Engineering and design support to repair or replace one of the stormwater control basins (SWP-5) at the ISWRC.
- An evaluation of the potential closure of the Leachate Storage Pond at the ISWRC.

Board Action Requested:

Authorize the Executive Director to execute a Professional Engineering Services Term Agreement with SCS Engineers for Professional Wastewater Treatment Plant Engineering Services and future Work Authorizations less than $300,000.

RIVANNA SOLID WASTE AUTHORITY
695 Moores Creek Lane | Charlottesville, Virginia 22902-9016
434.977.2970
434.293.8858
www.rivanna.org

MEMORANDUM

TO: RIVANNA SOLID WASTE AUTHORITY BOARD OF DIRECTORS

FROM: PHILLIP MCKALIPS, DIRECTOR OF SOLID WASTE

REVIEWED BY: BILL MAWYER, EXECUTIVE DIRECTOR

SUBJECT: LITHIUM BATTERY COLLECTION AND DISPOSAL PROGRAM

DATE: JULY 22, 2025

This recommendation is to authorize a Lithium Battery Collection and Disposal Program located at the Ivy SWRC with five local collections at sites within the City and County. The first-year cost for this program would be about $150,000 and would be allocated in accordance with the 2005 "Environmental MOU" agreement (64.5% County; 35% City). Annual costs for subsequent years would total about $45,000.

Background

As presented in the Executive Director's report during the May 2025 Board of Directors meeting, the Transfer Station at the Ivy Solid Waste and Recycling Center (ISWRC) and waste transfer trailers have experienced several fires that were presumably caused by lithium batteries in the incoming waste including:

- The costliest occurred in 2019 when a fire caused $171,000 in damage to the Transfer Station.
- In April 2025, a fire resulted in the complete loss ($120,000) of a waste hauling trailer.
- In May 2025, the waste load in another trailer was discovered to be burning as it was being transported to the landfill.
- There have been two recent fires on the floor of the Transfer Station.

Lithium batteries appear to be the cause of these fires, with the resulting property damage along with safety concerns for our staff and contractors. This repeated loss or threat of a loss of waste hauling trailers has greatly concerned our contractor that transports and disposes of the waste from the Transfer Station. We cannot inspect every load of waste that comes into our facility and have been investigating ways to minimize the quantity of lithium batteries that are disposed of in the refuse we receive. Our semiannual Household Hazardous Waste collection days are helpful but apparently do not provide adequate disposal options for lithium battery waste from the community.

For these reasons, we are proposing a collection and disposal program that would help address the risks of lithium batteries in the waste stream. The first part of the program will include a public information campaign to educate the public about the risks associated with improper disposal of lithium batteries and the types of products which have lithium batteries. This will include a

multimedia campaign using signage, social media, traditional media, and direct mailings. Some of the larger waste management and waste hauling companies may be willing to support this campaign through contributions and grants.

The second part of this program is to increase the availability of lithium battery disposal opportunities by offering a full-time, free-to-residents, lithium battery collection and disposal program at the Ivy Convenience Center. To properly collect and store these batteries, we would need a specialized containment building that is fire-rated and climate controlled (the risk of battery fires increases with higher temperatures). The cost to provide a full-time, free-to-residents, lithium battery collection and disposal program is estimated to be about $135,000 for the first year and $30,000 each year thereafter. Details of this cost estimate are as follows:

- Hazardous Waste Storage Building and Installation - $85,000
- Fit out and Signage - $10,000
- Expendables (per year) - $12,000
- Pick up and Disposal (per year) - $13,000
- Advertising and Outreach (Year 1) - $15,000 ($5,000 each year thereafter)

As this program is not included in our FY 26 approved budget, we would fund this program through our Environmental Cost Center (where costs are allocated 64.5% to the County and 35.5% to the City) with net costs and savings at the end-of-year true-up. We would pursue any available Federal, State and private grants to support this program.

We have also developed two additional options to be considered.

Option 1, is an "add-on" to the base proposal described above. In addition to the full-time operation of the lithium battery collections at the ISWRC, RSWA staff would host five "roving" collection events during those calendar quarters when there are no HHW events (i.e. winter and summer). Roving collections would consist of two employees setting up a collection station at five one-day events located throughout the City and County. Batteries collected in these events would be taken to the ISWRC and placed in the storage building until the next regular pickup (currently envisioned as monthly). Details for implementing Option 2 are as follows:

- Staffing – we could accomplish this with existing staff
- Materials (per year) - $4,000
- Expendables (per year) - $4,000
- Disposal (per year) - $4,000
- Advertising - $3,000

Total Additional Cost (Year 1) - $15,000
Cost including Base Proposal: $135,000 + $15,000 = $150,000

Option 2, is to expand the program to include all types of batteries (i.e., alkaline, NiCd, Lead-Acid, etc.). Based on our recent Household Hazardous Waste event, lithium batteries equate to about 25% of the total batteries collected during the two-day event. Therefore, we expect that collection of all batteries to far exceed lithium-only collections. The cost estimate for this option would include the equipment needed to move and manage the volume and weight of these batteries (which may reach one to two tons a month) as well as additional labor to manage the significant increase in effort. Details for this cost estimate are as follows:

- Hazardous Waste Storage Building and Installation - $130,000
- Fit out and Signage - $20,000
- Expendables (per year) - $30,000
- Pick up and Disposal (per year) - $45,000
- Forklift - $50,000
- Advertising and Outreach (Year 1) - $15,000 ($5,000 each year thereafter)
- 2 new staff (fully loaded cost per year) $150,000

Total Cost for Option 1 (Year 1) - $440,000 ($230,000 each year thereafter)

If implemented, we believe that this program could be operational within six months due to the expected delivery and installation time for the building.

Board Action Requested:

Authorize the Executive Director to proceed with the implementation of a Lithium Battery Collection and Disposal Program and five local collections with first-year costs totaling about $150,000.

Trailer Fire – 4/30/2025

Lithium Battery Collection & Disposal Program

Presented to the Rivanna Solid Waste Authority Board of Directors
by Phil McKalips, Director of Solid Waste

July 22, 2025

Proposal

- Offer a Lithium Battery collection and disposal program at the Ivy Convenience Center. First-year cost of $150k.

- Would require a dedicated hazardous waste storage building (fire suppression, fire detection, climate control) to collect the batteries with periodic disposal by our HHW contractor.
- Program would include a vigorous advertisement program and would be funded through the Environmental Cost Center. *(64.5% County / 35.5% City)*

Background

- As discussed in the Executive Director's report in May, it appears that lithium batteries are causing fires in our transfer waste stream (one station fire, two trailer fires, at least two fires on the transfer station floor).
- Our waste disposal contract is with Republic Services. They subcontract hauling to a company named MBI.
- MBI indicates the current risk to their equipment may not be sustainable. This may mean difficulty in obtaining hauling contractors or significant increases in costs. (Waste Trailers cost ~$125,000)

Proposal

- We cannot reasonably inspect or scan the materials we receive to exclude lithium batteries. We remove and isolate the batteries we find.
- We rely on the public to exclude unacceptable materials from the waste stream.
- Currently, the only options the public has to dispose of lithium batteries are:
  - the trash
  - Lowes (if you can find the battery bin)
  - Staples (not all the sales-people know that Staples takes them)
  - Batteries+ (they accept them for free but you have to purchase a box to return them in)
  - HHW days
- The public needs more opportunities to dispose of these batteries safely.

Cost

- Building and Installation $85,000
- Fit out and signage $10,000
- Expendables (per year) $12,000
- Pickup and Disposal (per year) $13,000
- Advertising and Outreach (Year 1) $15,000

Total Cost (Year 1) $135,000

- Advertising (annually thereafter) $5,000
- Ongoing Annual Cost $30,000

- Advertising and Outreach funding leveraged from partners will be deducted from the budget proposed above.
- This program would be funded by any savings at the year-end true-up.

Option 1

Base Proposal plus 5 “Roving” collections during calendar quarters when there are no HHW events (i.e., winter and summer). Roving collections would consist of two employees, setting up a table to collect lithium batteries at 5, one-day events located throughout the City and County.

- Staffing – we could accomplish this with existing staffing.
- Materials (per year) - $4,000
- Expendables (per year) - $4,000
- Disposal (per year) - $4,000
- Advertising – $3,000 (in addition to Advertising and Outreach during Base Proposal

- Total Cost (Year 1) - $15,000
- Cost including Base Proposal, $135,000 + $15,000 = $150,000

Option 2

Includes accepting all types of batteries (alkaline, NiCd, etc.)

- Building - $130,000
- Fit out and signage - $20,000
- Expendables (per year) - $30,000
- Pickup and Disposal - $45,000
- Forklift - $50,000
- Advertising – same ($15,000 Year 1, $5,000 per year thereafter)
- 2 new personnel to manage (fully loaded cost per year) $150,000

- Total Cost (Year 1) - $440,000; $230,000 annually thereafter

Questions?

<u>Board Action Requested</u>:

Authorize the Executive Director to proceed with the implementation of a Lithium Battery Collection and Disposal Program and five local collections with first-year costs totaling about $150,000.

Optimizations & Improvements to ISWRC Scale House Transaction Process

Ivy SWRC Traffic Congestion

Presented to Board of Directors
By Stephanie Deal, Finance Manager
July 22, 2025

Ivy Scale Operations

Ivy Scale and Scale House

- Modify payment types to only accept credit/debit cards and checks; excluding cash as a method of payment.
- Upon review of the financial controls and procedures, we identified areas for improvement & optimization that focused on cash handling and oversight.
- After reviewing with the Directors, it was decided to pursue the removal of cash as a method of payment.

Cash on Hand

Scale House cash drawer

	Cash	Checks
Cash Drawer Balance	$1,000	
Daily Average Received	$1,200	$1,500
Average Deposit- every 3-5 days*	$3,600 - $6,000	$4,500 - $7,500
*Possible to have on site:	$4,700 - $7,100	$4,500 - $7,500

RSWA - Ivy Solid Waste & Recycling Center

Payment Method Comparison: FY 2024 & FY 2025

	Payments by Type				% of Total by Type		
Fiscal Year	Credit Cards	Cash	Checks	Total Receipts	Credit Card	Cash	Check
2024	675,235	326,937	187,383	1,189,555	57%	27%	16%
2025	841,350	338,310	233,372	1,413,032	60%	24%	17%
	$ 1,516,585	**$ 665,247**	**$ 420,755**	**$ 2,602,587**	**58%**	**26%**	**16%**

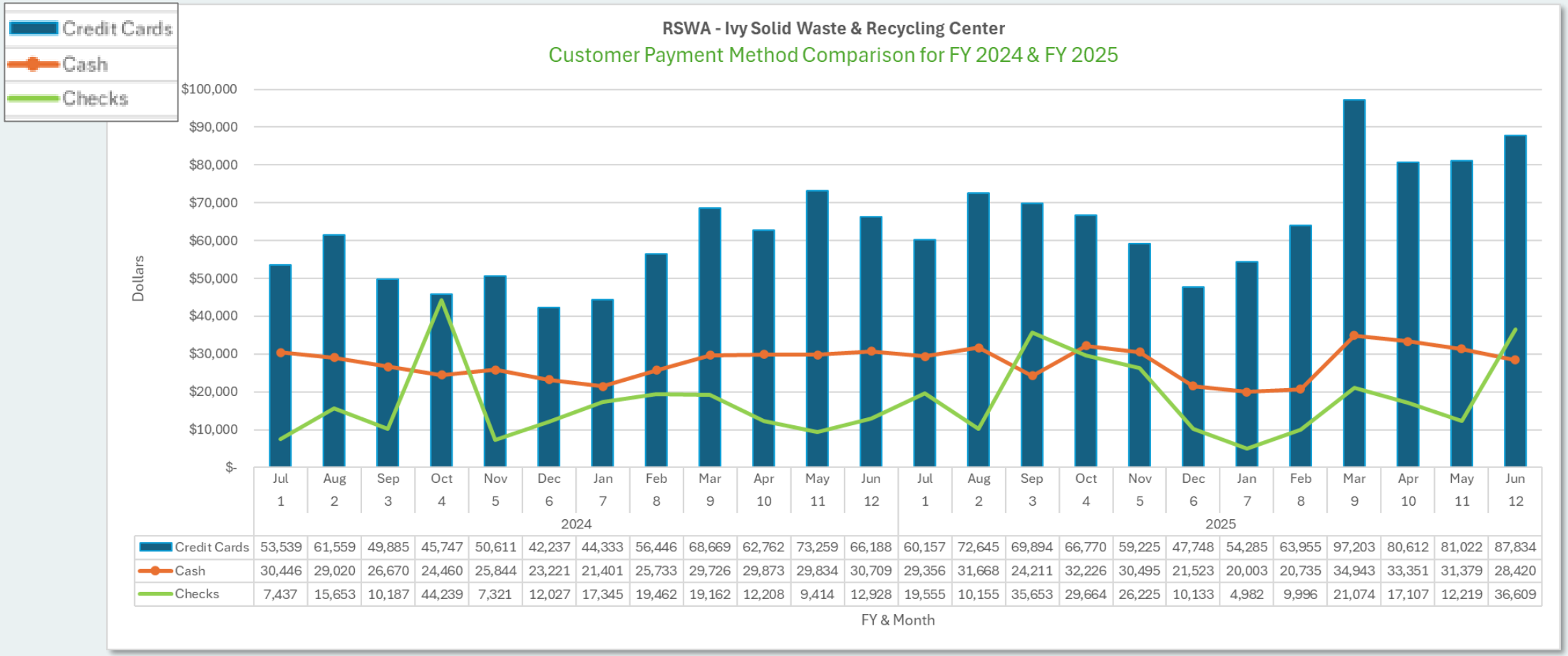

	Jul 1	Aug 2	Sep 3	Oct 4	Nov 5	Dec 6	Jan 7	Feb 8	Mar 9	Apr 10	May 11	Jun 12
	2024											
Credit Cards	53,539	61,559	49,885	45,747	50,611	42,237	44,333	56,446	68,669	62,762	73,259	66,188
Cash	30,446	29,020	26,670	24,460	25,844	23,221	21,401	25,733	29,726	29,873	29,834	30,709
Checks	7,437	15,653	10,187	44,239	7,321	12,027	17,345	19,462	19,162	12,208	9,414	12,928

	Jul 1	Aug 2	Sep 3	Oct 4	Nov 5	Dec 6	Jan 7	Feb 8	Mar 9	Apr 10	May 11	Jun 12
	2025											
Credit Cards	60,157	72,645	69,894	66,770	59,225	47,748	54,285	63,955	97,203	80,612	81,022	87,834
Cash	29,356	31,668	24,211	32,226	30,495	21,523	20,003	20,735	34,943	33,351	31,379	28,420
Checks	19,555	10,155	35,653	29,664	26,225	10,133	4,982	9,996	21,074	17,107	12,219	36,609

RSWA - Ivy Solid Waste & Recycling Center

Transaction Count by Payment Method: FY 2024 & FY 2025

	Transaction Count by Type				% of Total by Type		
Fiscal Year	Credit Cards	Cash	Checks	Total Count	Credit Card	Cash	Check
2024	22859	22081	3272	48212	47%	46%	7%
2025	25293	21146	3102	49541	51%	43%	6%
	$ 48,152	$ 43,227	$ 6,374	$ 97,753	49%	44%	7%

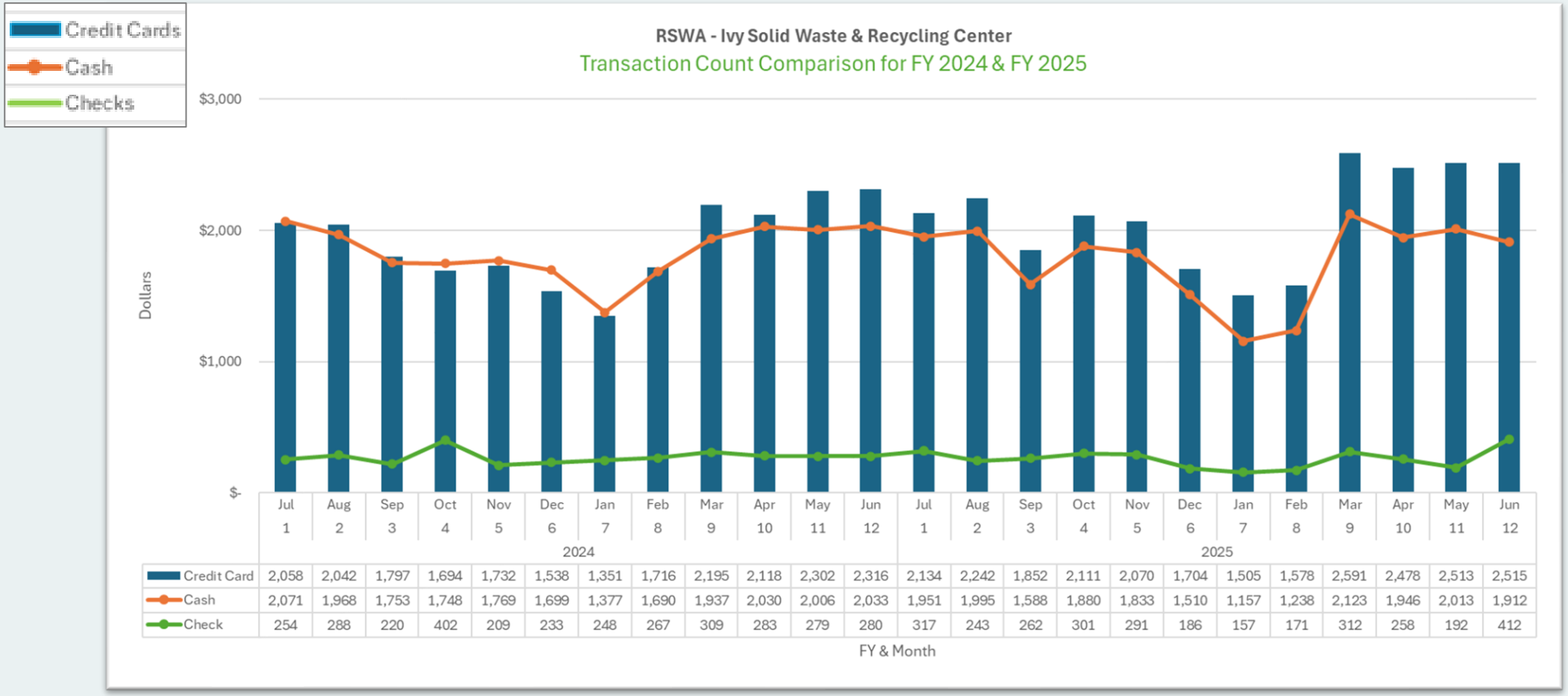

	Jul 1	Aug 2	Sep 3	Oct 4	Nov 5	Dec 6	Jan 7	Feb 8	Mar 9	Apr 10	May 11	Jun 12	Jul 1	Aug 2	Sep 3	Oct 4	Nov 5	Dec 6	Jan 7	Feb 8	Mar 9	Apr 10	May 11	Jun 12
	2024												2025											
Credit Card	2,058	2,042	1,797	1,694	1,732	1,538	1,351	1,716	2,195	2,118	2,302	2,316	2,134	2,242	1,852	2,111	2,070	1,704	1,505	1,578	2,591	2,478	2,513	2,515
Cash	2,071	1,968	1,753	1,748	1,769	1,699	1,377	1,690	1,937	2,030	2,006	2,033	1,951	1,995	1,588	1,880	1,833	1,510	1,157	1,238	2,123	1,946	2,013	1,912
Check	254	288	220	402	209	233	248	267	309	283	279	280	317	243	262	301	291	186	157	171	312	258	192	412

Pros:

1. Improves security and reduces the risk of theft and fraud. No cash on site overnight.

2. Increases the efficiency of the scale house which may reduce wait times.

3. Eliminates need for armored truck service for deposits = ~$10k in annual savings.

4. Eliminates trips to the bank by staff for change.

5. No longer holding daily cash deposits for 3-5 days. Remote deposit of our checks with bank, same day.

6. Reduced health impacts from handling cash.

7. Quicker daily transactions close-out.

Cons:

1. Impacts cash customers.

2. Increases credit card fees
   - approx. $10k if all cash customers moved to credit/debit cards

3. Could discourage use of facility and increase illegal dumping.

4. Increase in customer accounts and additional billing/collection costs.

Summary:

- While a significant number of our transactions are paid by cash, the largest amount of dollars are generated by credit card.
- We anticipate a change to credit/debit or check will decrease the wait time to clear the scale house which would help all customers waiting in line.
- Reduces the risks related to the amount of cash held on site at any given time.

Questions ?

<u>Action Requested by the Board</u>:

Approve a change to the transaction process to accept only credit/debit cards or checks as payment at the Ivy Solid Waste and Recycling Center starting on Monday, October 6, 2025.

Strategic Plan Update

Sugar Hollow Dam & Reservoir

Presented to the RSWA and RWSA Boards of Directors

By Betsy Nemeth, Director of Administration & Communications

July 22, 2025

RIVANNA AUTHORITIES

VISION

To serve the community as a recognized leader in environmental stewardship by providing exceptional water and solid waste services

MISSION

Our knowledgeable and professional team serves the Charlottesville, Albemarle, and UVA community by providing high-quality water and wastewater treatment, refuse, and recycling services in a financially responsible and sustainable manner

VALUES

The Rivanna Water and Sewer Authority and Rivanna Solid Waste Authority are committed to the following values:

- Integrity
- Teamwork
- Respect
- Quality

VALUES

- **Integrity** – We are open and transparent, lead by example, and are committed to ethical behavior.
- **Teamwork** – We work collaboratively to help each other succeed and serve the community.
- **Respect** – We treat our fellow employees, customers, business partners, and stakeholders with dignity and respect by embracing their diverse backgrounds and experiences.
- **Quality** – We deliver exceptional services and products, serve our community responsibly, and safeguard natural resources.

Optimization & Resiliency

Advancing efficient operational processes

Total Kjeldahl Nitrogen (TKN)Testing Method

- Reduction in labor time from 12 hours to 3 hours resulting in a savings of $330 per test.
- Reduction in hazardous waste generation from 2 liters to 25 milliliters.
- Higher capacity – can test up to 25 samples at once instead of 14 samples.
- Decrease in cost of supplies from $200 per test to $125 per test.
- **Average annual cost saving of approximately $10,000.**

Debra Hoyt, Chemist

Environmental Stewardship

Promote best practices in Sustainability

Solar Cells at Rivanna Facilities

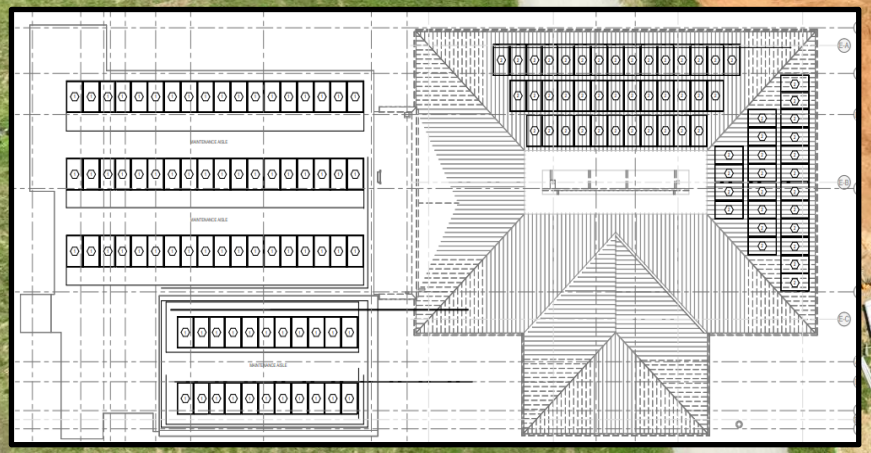

Moores Creek Administration Building

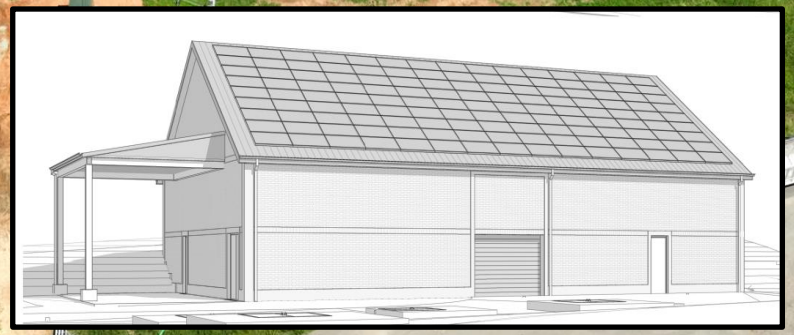

Ragged Mountain Raw Water Pump Station

Communication & Collaboration

Proactive Communication & Community Involvement

- Riverfest
- Fix A Leak
- Imagine A Day Without Water
- Tours
  - Blue Ridge School
  - Greer Elementary
  - Peabody School
  - Woodbrook Elementary
  - Mountain View Elementary
  - UVA Starr Hill Pathways Program
  - UVA Public Health
- Social Media – Facebook, Instagram
- Press Releases
- Websites
  - Rivanna.org
  - Rivannasolidwaste.org
  - Rivannawater.org

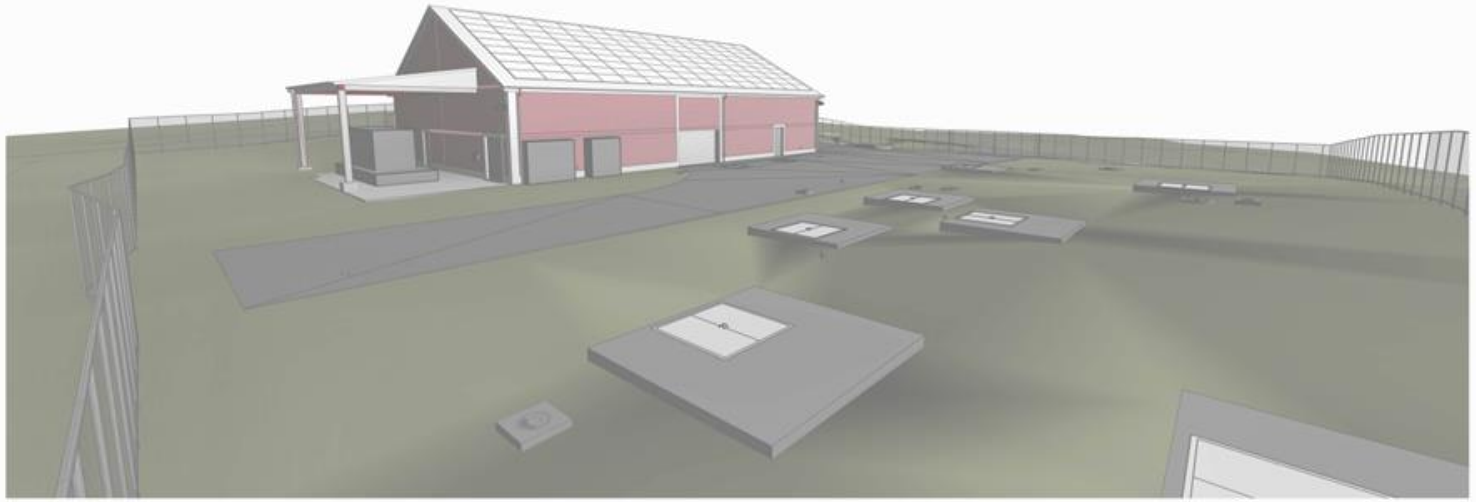

SITE OVERVIEW

Planning & Infrastructure

Addressing the evolving drinking water needs of our community

Ongoing Community Water Supply Projects

- Ragged Mountain to the Observatory WTP Raw Water Line and Pump Station
- South Fork Rivanna River Crossing
- Ragged Mountain Reservoir Pool Raise
- Central Water Line
- South Rivanna Reservoir to Ragged Mountain Reservoir Pipeline, Intake, and Facilities



PUMP ROOM 3D VIEW

No.	Revisions	By	Date

Kimley»Horn

© 2024 KIMLEY-HORN AND ASSOCIATES, INC.
11400 COMMERCE PARK DRIVE, SUITE #400, RESTON, VA 20191
PHONE: 703-674-1300 FAX: 703-674-1350
WWW.KIMLEY-HORN.COM REGISTRY NO. 3608

KHA PROJECT 110787002
DATE AUGUST, 2024
DESIGNED BY: RCM
DRAWN BY: RLL
CHECKED BY: AMS

RIVANNA WATER & SEWER AUTHORITY

RIVANNA WATER AND SEWER AUTHORITY
695 MOORES CREEK LANE
CHARLOTTESVILLE, VIRGINIA 22902
(434) 977-2970

COMMONWEALTH OF VIRGINIA
ASHRAF M. SHAMMOUT
Lic. No. 032701
8/19/2024
PROFESSIONAL ENGINEER

RAGGED MOUNTAIN RAW WATER PUMP STATION

CONCEPTUAL VIEWS

SHEET NUMBER
PM04

Workforce Development

Develop a professional, highly-skilled, engaged, and diverse team

Succession Planning

Objective

Continue organizational growth and development of the Authorities by

Recognizing, developing and retaining leadership talent and

Strategically planning for our future

Succession Planning Information from 2023

Presentation from Bill Mawyer to both Boards

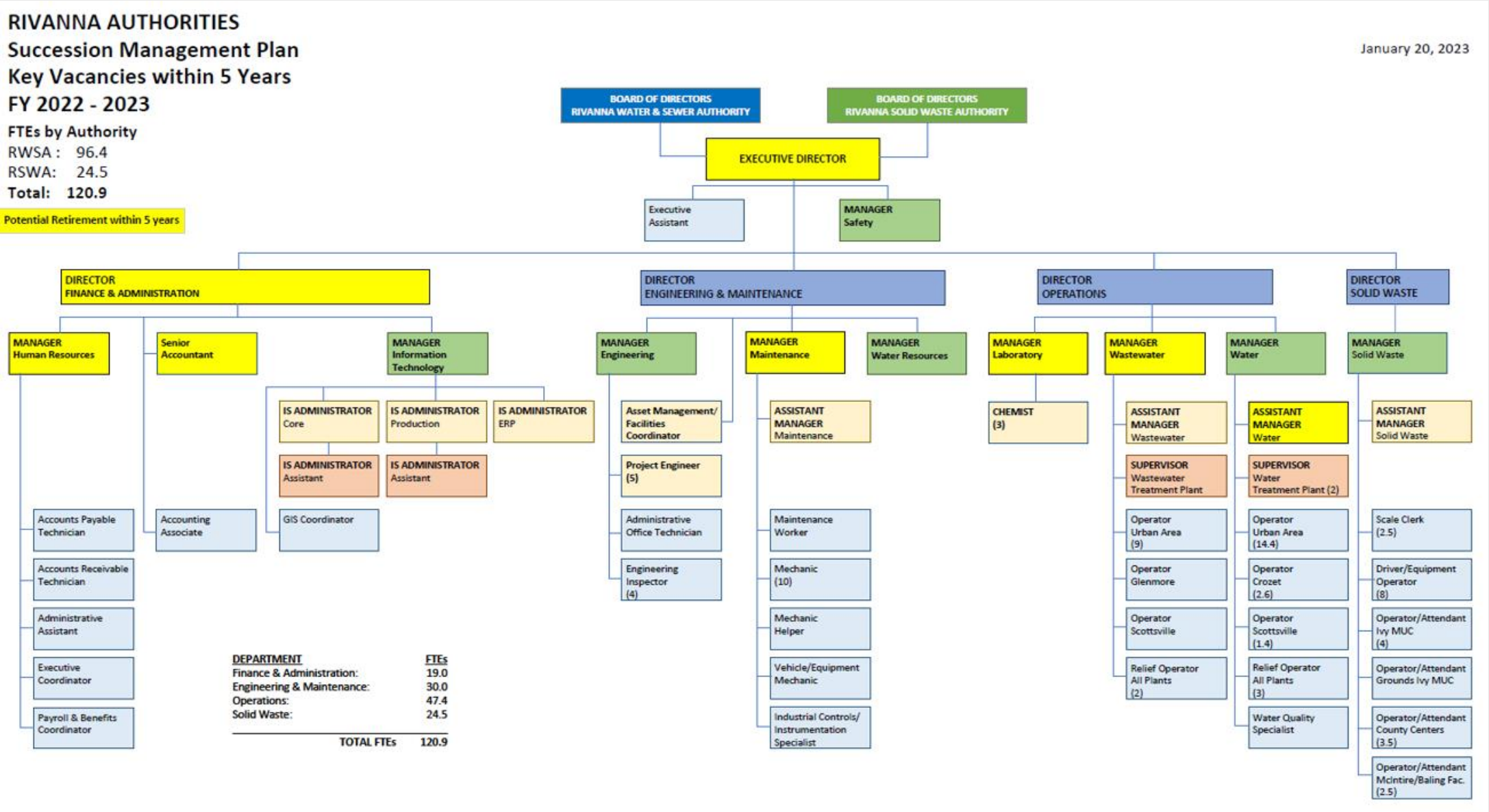

Recent Success Stories

Deputy Executive Director

↑

Director of Operations & Env. Services

↑

Water Department Manager

↑

Water Dept. Assistant Manager

↑

Water Dept. Supervisor

↑

Water Operator Class 1

Maintenance Dept Manager

↑

Maintenance Dept. Assistant Manager

↑

Mechanic 2

Wastewater Dept Manager

↑

Wastewater Dept. Assistant Manager

↑

Wastewater Operator Class 1

Recycling Asst. Manager

↑

Driver

Beaver Creek Reservoir

RIVANNA SOLID WASTE AUTHORITY
Organizational Chart

FY 2025 – Adopted Budget

Total FTEs: 28

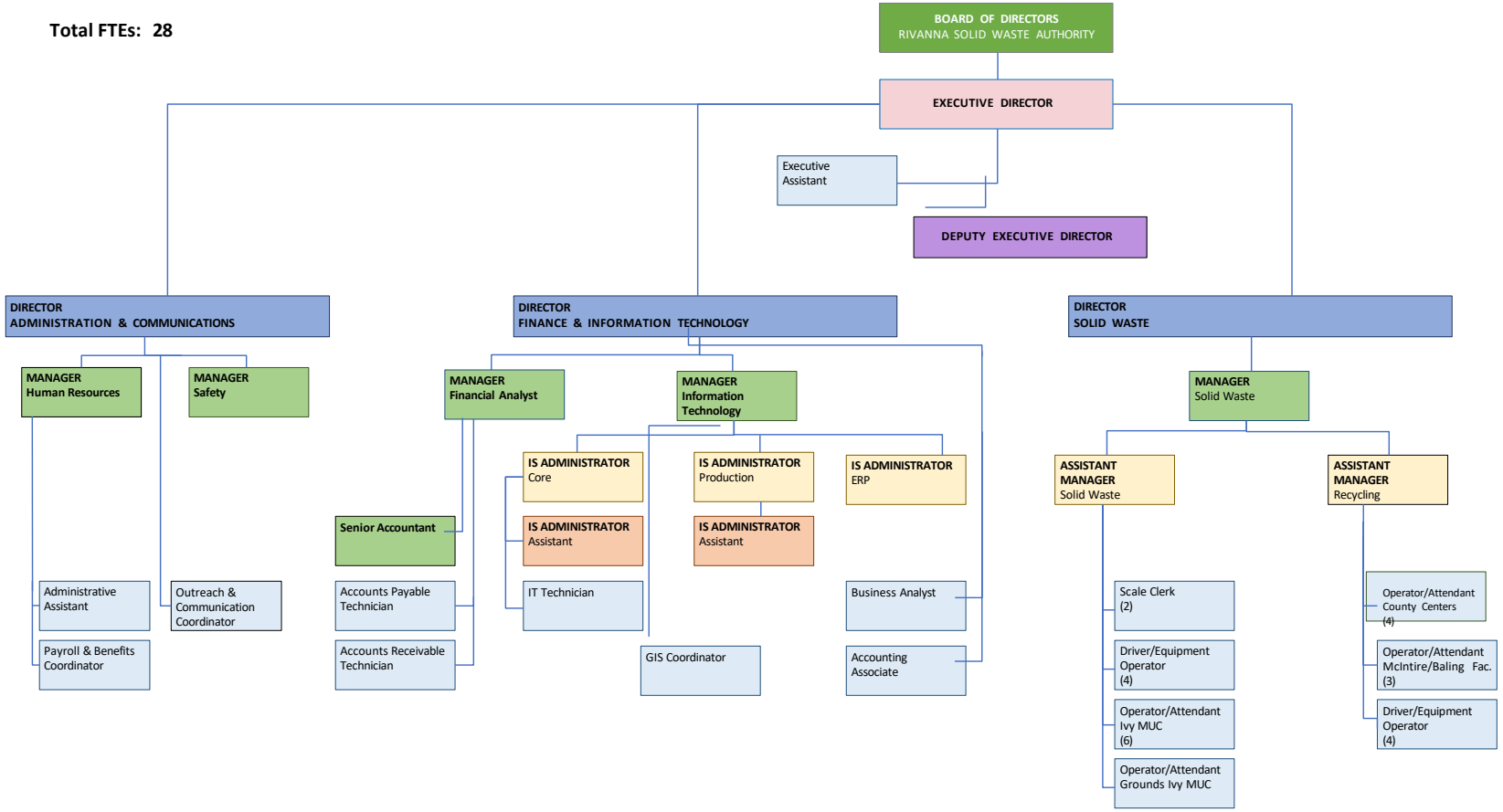

RSWA Career Ladder

Director of Solid Waste

↑

Solid Waste Manager

↑

Assistant Managers
(Solid Waste & Recycling)

↑

Driver/Operators

↑

Operator/Attendants

David Rhoades, Solid Waste Manager

RIVANNA WATER & SEWER AUTHORITY
Organizational Chart

FY 2025 – 2026 Adopted Budget

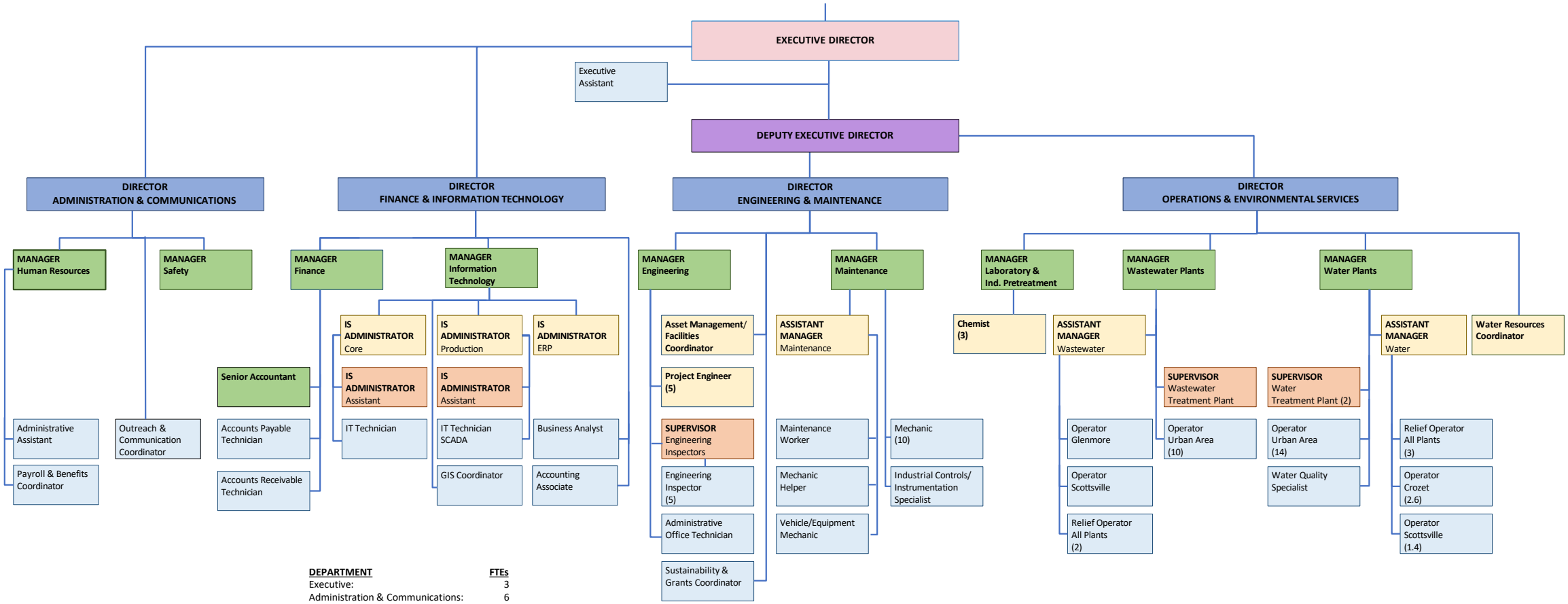

DEPARTMENT	FTEs
Executive:	3
Administration & Communications:	6
Finance & Information Technology:	16
Engineering & Maintenance:	32
Operations & Environmental Services:	49
TOTAL FTEs	**106**

One employee per position unless noted in parenthesis ()

RWSA Career Ladders – Administrative Departments

IT Manager

↑

Senior IT Adminstrator

↑

IT Administrator

↑

Asst. IT Administrator

↑

IT Technician

Director of Finance & IT

↑

Finance Manager

↑

Senior Accountant

↑

Accounting Associate

↑

AR/AP Technicians

Director of Admin & Communications

↑

Human Resources Manager

↑

HR Associate (FY2027)

RWSA Finance Team

Duane Houchens, Wastewater Operator Class 1

RWSA Career Ladders – Operations Departments

Director of Operations & Environmental Services

Water Manager	Wastewater Manager
Water Asst. Manager	Asst. Wastewater Manager
Water Supervisor	Wastewater Supervisor
Class 1 Water Operators	Class 1 Wastewater Operators

RWSA Career Ladders – Engineering & Maintenance Departments

Director of Engineering & Maintenance

↑	↑
Engineering Manager	**Maintenance Manager**
↑	↑
Senior Civil Engineer	**Asst. Maintenance Manager**
↑	↑
Civil Engineer	**Mechanics**

Dyon Vega & Austin Marrs, Engineering

RWSA Maintenance Team

What's Next?

- Review of staffing needs and succession planning for FY 2027 through FY 2031.
- "Communicate with Impact" training for new Managers.
- Individual leadership coaching for newly promoted Managers.

Questions?